



NEW ZEALAND THOROUGHBRED RACING FACT BOOK **2008**

TE AKAU STUD ~ ESTABLISHED 1979

# Te Akau Stud

[www.teakaustud.co.nz](http://www.teakaustud.co.nz)

International Bloodstock Consultant, Public Auction & Private Sales,  
Bloodstock Management Consultant, Bloodstock Insurance Division, Stallion Nominations,  
Bloodstock Valuations, Te Akau Racing Stables, Te Akau Agistment

## The Source of International Racing & Breeding Success

**Successes Include:** 3 New Zealand Champion 3YOs of the Year, 3 New Zealand Bloodstock Filly of the Year Winners (consecutive), 2 New Zealand Champion 2YOs of the Year, 2 New Zealand Champion Sprinters of the Year, New Zealand Champion Middle Distance Horse of the Year, New Zealand Champion Stayer of the Year, New Zealand Horse of the Year, New South Wales Stayer of the Year, Highest Rated 2YO Filly, Highest Rated 3YO Filly, Highest Rated 3YO Colt



DAVID ELLIS

David Ellis, Te Akau Stud, R.D. 1, Ngaruawahia, New Zealand  
TEL: +64 (7) 825 4701 MOBILE: +64 (21) 925 151 FAX: +64 (7) 825 4822 EMAIL: david@teakaustud.co.nz

Te Akau Stud & Racing Stables



# CONTENTS

Chief Executive's Introduction .....	2
NZTR Management .....	3
Racing Industry Structure .....	4

## RACING

Summary of Key Statistics (1998/99-2007/08) .....	6
Statistical Summary of Races (2003/04-2007/08) .....	8
Starts per Horse .....	9
Thoroughbred Field Size .....	10
Total Starts .....	10
Prize Money (1999/00-2008/09) .....	11
Value Added Contribution to GDP .....	11
10 Year Stakes>Returns (1999/00-2008/09) .....	12
Total Returns to Participants (1999/00-2008/09) .....	12
Race Clubs .....	13
Map of Tracks .....	14
Breakdown of Starts .....	16
Top Training Centres .....	17
Licencees .....	18
Ages of Licencees .....	19
Location of Licencees .....	20
Premierships – Trainers and Riders .....	21
Number of Horses in Training/Foal Crop (1998-2007) .....	22
Leading 2YO .....	23
Leading 3YO .....	24
Leading 4YO .....	25
Leading Overall Horses .....	25
Exports .....	26
Imports .....	26
National Race Records .....	27

## BREEDING

Thoroughbred Breeding Summary (2004/05-2007/08) .....	29
Sire Premierships .....	32
Foal Production (1990-2008) .....	34
New Zealand-bred Champions Overseas .....	35

## SALES

Combined Yearling Sales Statistics (2004-2008) .....	40
Group One Winners from NZ Sales (2007/08) .....	41

## WAGERING

Wagering Summary .....	43
Bet Types .....	44
Key Wagering Statistics (1998/99-2007/08) .....	45

## CUSTOMERS

Total Expenditure .....	47
Owners Survey .....	48
On-course Customers .....	49

## TRAINING & DEVELOPMENT

Training and Development Organisation Chart .....	51
Training and Development Provision .....	52
Training Enrolments (2002-2008) .....	53

## NEW ZEALAND CHAMPIONS

Mercedes Thoroughbred Racing Award Winners (1991-2008) .....	55
Leading Horses of All Time by Wins .....	58
Leading Horses of All Time by Prizemoney Earned .....	58
Leading Horses by Group One Wins .....	58
Jockeys with 2,000+ Wins .....	60
New Zealand Bloodstock Hall of Fame Inductees .....	60



## CHIEF EXECUTIVE'S INTRODUCTION



PAUL BITTAR

New Zealand Thoroughbred Racing is pleased to publish this first edition of *The New Zealand Thoroughbred Racing Fact Book 2008* ('The Fact Book').

We have produced *The Fact Book* to provide a single reference guide to the New Zealand thoroughbred racing industry. There is a bewildering array of reference materials, statistics and facts (some spurious!) about our industry in the public domain but we have not had, until now, one publication setting out the key statistics.

In providing this guide, we also aim to generate interest and enthusiasm in racing among those who may not already be involved with racehorses and to celebrate the thoroughbred in New Zealand.

The legend of the New Zealand thoroughbred began over a century ago, when Carbine set a still unsurpassed weight-carrying record in the 1890 Melbourne Cup. It has grown through the deeds of historic champions like the great Phar Lap, Tulloch – a winner of 36 of his 53 races including an astonishing five races in four days, Balmerino, Bonecrusher, the New Zealand-bred, owned, trained and ridden mare Horlicks, who set a world record mark in winning the Japan Cup, and more recently, Sunline.

Efficient's victory in the 2007 Melbourne Cup was the 33<sup>rd</sup> New Zealand-bred winner in the 65 contests since the Second World War – a trans-Tasman strike rate of 50%. Seven of Bart Cummings's 12 Melbourne Cup wins have been New Zealand-bred. Since Beau Zam was crowned Australian Horse of the Year in 1988, 10 (or 50%) of the winners of this title have been bred in New Zealand.

Today New Zealand racing is arguably in the best health it has ever been. You will learn from *The Fact Book* that prizemoney has risen by over 50% in the last three years; the equivalent of nearly half New Zealand's foal crop is exported each year; there is one thoroughbred racecourse for every 75,000 head of population compared to one per over one million in the UK; and that racing accounts for 1.3% of New Zealand's Gross Domestic Product. You will also find a great deal more.

There is much to celebrate and even more to look forward to. This book will provide an annual record for the future.

We hope you enjoy *The Fact Book* as well as find the information you might be looking for.

Finally, my thanks to all those involved in the industry who contribute to its health and vitality, including the dedicated and passionate staff at NZTR and the volunteers who provide much-needed support to the success of our sport.

A handwritten signature in black ink that reads 'Paul Bittar'. The signature is written in a cursive, flowing style.

PAUL BITTAR  
CHIEF EXECUTIVE

# NZTR MANAGEMENT & KEY CONTACTS

## CHIEF EXECUTIVE

Paul Bittar ----- +64 4 576 6240

## SENIOR HEADS

Campbell Moncur – Industry Development ----- +64 274 327 718 ----- +64 4 576 6272

Simon Cooper – Communications ----- +64 274 989 913 ----- +64 4 576 6270

Amy Zavros – Finance and Operations ----- +64 272 123 119 ----- +64 4 576 6260

John McKenzie – Investigations ----- +64 21 373 373

## HUMAN RESOURCES & INDUSTRY TRAINING

Liz Luck ----- +64 272 078 460 ----- +64 4 576 6247

## INDUSTRY MARKETING

Jo Griffin ----- +64 275 790 188 ----- +64 6 874 3387

## OPERATIONS (STUD BOOK & REGISTRATIONS)

Darren Jones ----- +64 4 576 6252

## HANDICAPPING

Dean Nowell ----- +64 274 959 992 ----- +64 9 299 6127

## RACING

Craig Baker ----- +64 274 843 120 ----- +64 4 576 6256

## BUSINESS ANALYSIS/SYSTEM SUPPORT

Stuart Duggan ----- +64 21 400 335 ----- +64 4 576 6274

NATIONAL RACING BUREAU ----- 0508 722 464

Email: [office@nzracing.co.nz](mailto:office@nzracing.co.nz) [firstname.surname@nzracing.co.nz](mailto:firstname.surname@nzracing.co.nz)


Phone: +64 4 576 6240 Fax: +64 4 568 8866



CAMPBELL MONCUR  
GM, INDUSTRY DEVELOPMENT



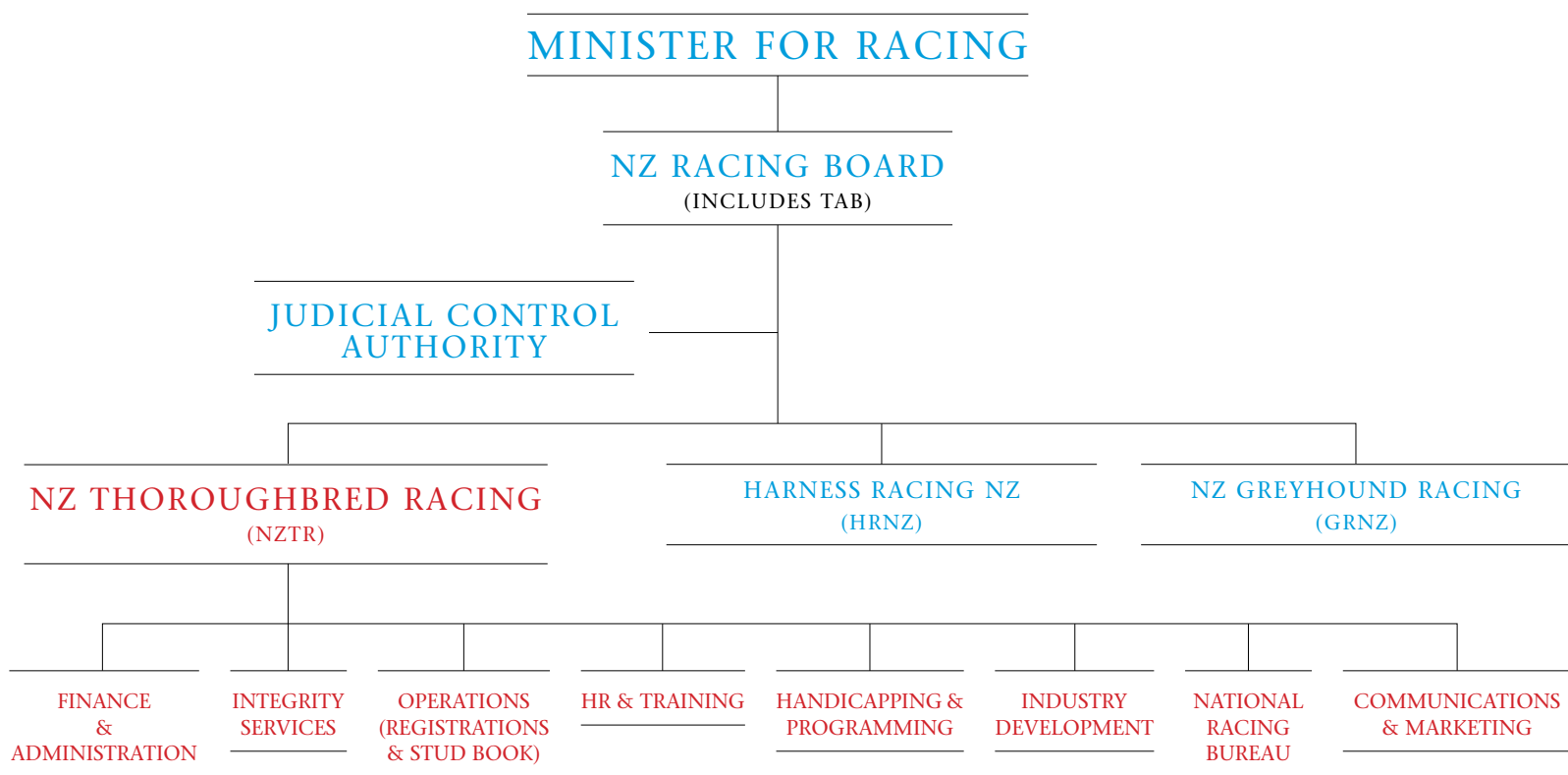
SIMON COOPER  
GM, COMMUNICATIONS



AMY ZAVROS  
GM, FINANCE & OPERATIONS



# STRUCTURE OF NEW ZEALAND RACING



The responsibilities of the **New Zealand Racing Board** under the Racing Act 2003 are to:

- Run the TAB, New Zealand's *sole* provider of betting on racing and sport
- Maximise betting profits for the long-term good of New Zealand racing
- Promote the industry.

The **Judicial Control Authority** is the legal body that conducts inquiries into breaches of the Rules of Racing, for all three racing codes – Thoroughbred, Harness and Greyhounds.

**New Zealand Thoroughbred Racing Inc.** is responsible for all aspects of governance and management of the thoroughbred racing industry including drawing up and delivering its business plan as well as overseeing its:

- Funding distribution policy
- Rules and all integrity and raceday functions
- Race programming and handicapping
- Registrations including the stud book
- Communications and industry marketing, and
- Education and development



# RACING



OWNER DICK KARREMAN LEADS IN 2007/08 MERCEDES HORSE OF THE YEAR – SEACHANGE AND GAVIN MCKEON

# SUMMARY OF KEY STATISTICS

THOROUGHBRED RACING STATS	1998/99	1999/00	2000/01	2001/02	2002/03
No of totalisator meetings	320	301	286	289	286
No of Clubs to race	74	71	72	71	69
No of racetracks used	53	52	51	51	51
Races run	3142	2945	2793	2771	2810
Horses registered	3099	2880	3958	3048	3153
No of horses racing in NZ	5973	5599	5462	5493	5469
No of Group and Listed races	153	151	152	152	151
No of Black type races (including Prestige Jump)			165	165	163
Black type as % of total races			5.9	5.9	5.8
Prizemoney paid	\$31,419,022	\$32,581,635	\$32,205,795	\$32,023,240	\$35,014,720
Highest single stake individual race	\$350,000	\$500,000	\$500,000	\$500,000	\$500,000
Average stake per race	\$10,000	\$11,063	\$11,531	\$11,556	\$12,461
No of Public Trainers	397	383	369	337	361
No Permit To Train Holders	375	367	365	333	379
No of Owner-Trainers	885	845	781	632	696
No of Jockeys	181	180	166	112	154
No of Apprentice Jockeys	69	60	54	55	64
No of Amateur Riders	54	41	36	18	24

## THOROUGHBRED BREEDING

No of Broodmares pastured (Approx)	9638	9015	9160	9282	9288
No of Stallions	283	241	226	223	229
No of Foals bred	5018	4868	4953	5066	5060
No of Thoroughbreds exported	1827	1937	2000	1914	1763

## BETTING TURNOVER

On-course betting	\$58,548,531	\$50,457,775	\$48,225,976	\$46,682,383	\$48,224,441
Off-course betting	\$452,921,702	\$411,100,651	\$388,054,589	\$373,641,423	\$373,905,987
Fixed odds betting	n/a	n/a	n/a	n/a	\$1,580,150
<b>Total Bets</b>	<b>\$511,470,233</b>	<b>\$461,558,426</b>	<b>\$436,280,565</b>	<b>\$420,323,806</b>	<b>\$423,710,578</b>


## SOURCE OF OFF-COURSE TURNOVER

Win and place	53.62%	55.19%	55.85%	57.77%	56.59%
Quinella	11.38%	11.49%	11.40%	11.66%	11.22%
Trifecta	27.42%	25.72%	25.15%	21.87%	21.57%
Double	3.11%	3.34%	3.42%	3.85%	4.29%
Treble	2.75%	2.55%	2.66%	3.82%	4.72%
Fixed odds	n/a	n/a	n/a	n/a	0.04%
Pick 6 and Six Pack	1.72%	1.71%	1.52%	1.03%	1.19%
<b>Total</b>	<b>100%</b>	<b>100%</b>	<b>100%</b>	<b>100%</b>	<b>100%</b>

Note: Fixed odds betting on racing was not offered by the TAB prior to 2002.



2003/04	2004/05	2005/06	2006/07	2007/08
283	297	296	299	326
71	68	69	69	69
51	51	51	51	51
2791	2817	2855	2863	2970
3141	3118	3006	2917	2859
5564	5706	5642	5566	5576
146	147	146	147	147
158	157	158	158	157
5.6	5.6	5.5	5.5	5.3
\$36,272,557	\$37,225,515	\$39,726,447	\$49,429,973	\$56,227,702
\$750,000	\$1,000,000	\$1,000,000	\$1,000,000	\$2,000,000
\$12,996	\$13,262	\$13,915	\$17,265	\$18,932
354	366	351	333	353
372	377	397	387	372
685	634	489	476	437
159	129	116	124	112
63	62	54	60	69
25	31	34	40	26
8910	8590	8286	8163	8048
217	207	192	201	177
4683	4509	4522	4264	4126
1782	1806	1849	1831	1577
\$46,461,350	\$45,475,868	\$44,241,000	\$47,781,035	\$48,603,720
\$373,102,358	\$389,314,200	\$382,374,000	\$385,088,609	\$392,497,160
\$3,741,749	\$8,767,887	\$30,007,000	\$32,773,856	\$41,149,965
<b>\$423,305,457</b>	<b>\$443,577,955</b>	<b>\$456,658,000</b>	<b>\$465,643,500</b>	<b>\$482,250,845</b>
55.87%	55.28%	51.63%	51.80%	51.40%
10.57%	10.30%	9.64%	9.20%	9.90%
21.74%	21.36	20.47%	20.10%	19.80%
4.08%	4.00%	4.48%	4.20%	3.90%
4.72%	4.65%	4.27%	4.20%	4.10%
0.99%	2.20%	7.29%	7.60%	8.40%
2.02%	2.20%	2.22%	2.90%	2.50%
<b>100%</b>	<b>100%</b>	<b>100%</b>	<b>100%</b>	<b>100%</b>



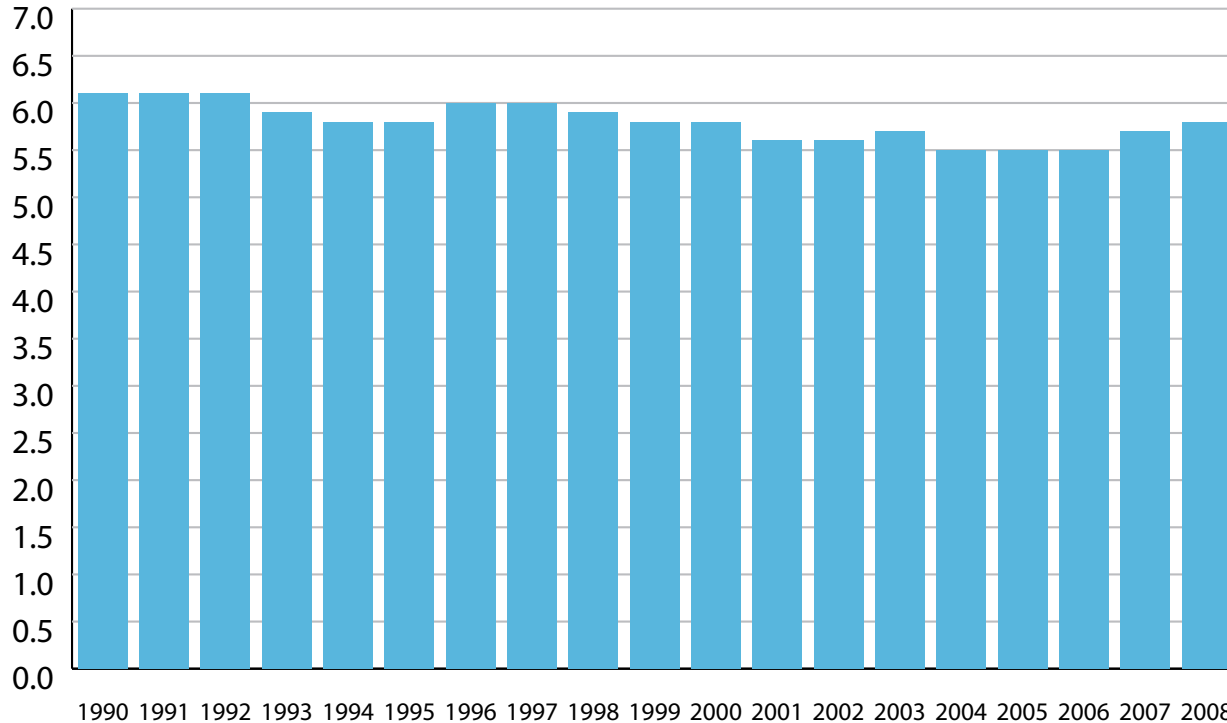
NOM DU JEU – 2008 AJC DERBY WINNER (G1)

*“The average stake per race has risen from \$13,915 to \$18,932 over the past two years”*

# STATISTICAL SUMMARY OF ALL RACE TYPES

		2003/04	2004/05	2005/06	2006/07	2007/08
Number of races	(all races)	2791	2815	2855	2863	2970
	(flat races)	2658	2679	2723	2734	2854
	(jump races)	133	136	132	129	116
Number of runners	(all races)	5564	5706	5642	5566	5576
	(flat races)	5482	5611	5559	5489	5512
	(jump races)	364	364	344	331	354
Total number of starts	(all races)	30766	31363	30981	31757	32374
	(flat races)	29501	30136	29751	30574	31276
	(jump races)	1265	1227	1230	1183	1098
Average starts per runner	(all races)	5.5	5.5	5.5	5.7	5.8
	(flat races)	5.4	5.4	5.4	0.6	5.7
	(jump races)	3.5	3.4	3.6	3.6	3.1
Number of winners	(all races)	1854	1901	1927	1929	1979
	(flat races)	1780	1825	1849	1860	1906
	(jump races)	88	93	90	86	86
Percentage winners to runners	(all races)	33.3	33.3	34.2	34.7	35.5
	(flat races)	32.5	32.5	33.3	33.9	34.6
	(jump races)	24.2	25.5	26.2	26	24.3
Average race distance	(all races)	1614m	1620m	1626m	1634m	1617m
	(flat races)	1529m	1536m	1541m	1551m	1543m
	(jump races)	3313m	3288m	3366m	3380m	3426m
Total stakes paid (excludes trophies)	(all races)	\$36,272,557	\$37,225,515	\$39,726,447	\$49,429,973	\$56,227,702
	(flat races)	\$34,493,757	\$35,472,415	\$37,880,222	\$47,335,948	\$54,438,027
	(jump races)	\$1,778,800	\$1,753,100	\$1,846,225	\$2,094,025	\$1,789,675
Average prize money per race	(all races)	\$12,996	\$13,224	\$13,915	\$17,265	\$18,932
	(flat races)	\$12,977	\$13,241	\$13,911	\$17,314	\$19,074
	(jump races)	\$13,374	\$12,890	\$13,987	\$16,233	\$15,428
Average earnings per runner	(all races)	\$6,519	\$6,524	\$7,041	\$8,881	\$10,084
	(flat races)	\$6,292	\$6,322	\$6,814	\$8,624	\$9,876
	(jump races)	\$4,887	\$4,816	\$5,367	\$6,326	\$5,056
Average earnings per start	(all races)	\$1,179	\$1,187	\$1,282	\$1,557	\$1,737
	(flat races)	\$1,169	\$1,177	\$1,273	\$1,548	\$1,741
	(jump races)	\$1,406	\$1,429	\$1,501	\$1,770	\$1,630

# AVERAGE NUMBER OF STARTS PER HORSE

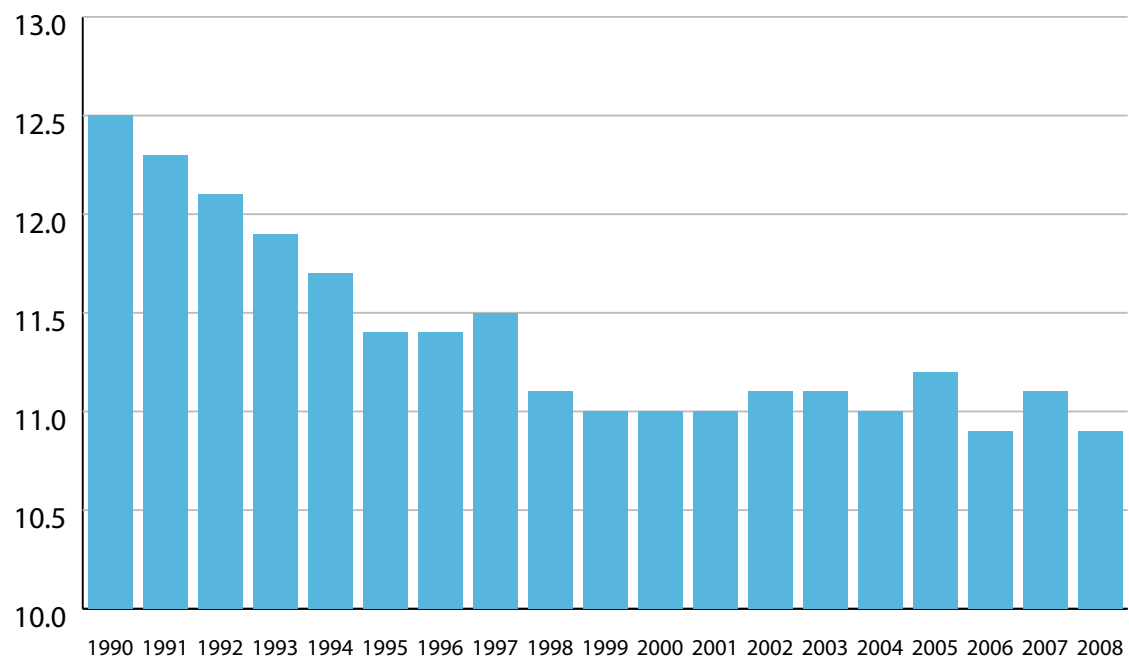


IL QUELLO VELOCE WINS THE 100TH FORD MANAWATU SIRES PRODUCE (GROUP 1) – MARCH 2008

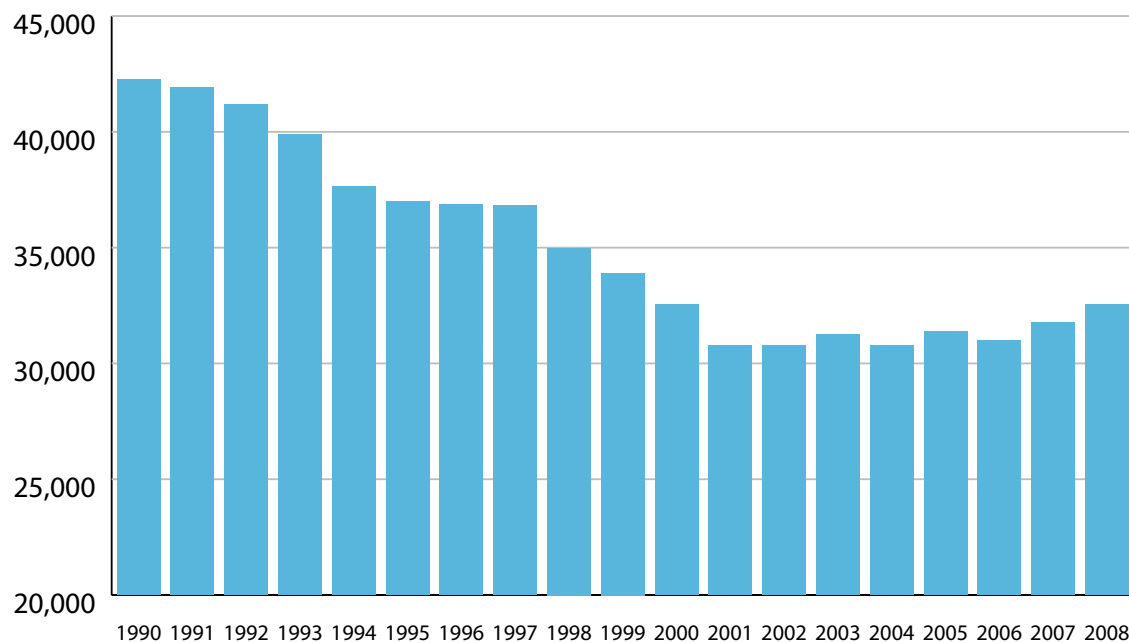


*“New Zealand has a human population of 4 million and a horse population of 120,000, of which around 35,000 (30%) are thoroughbred”*

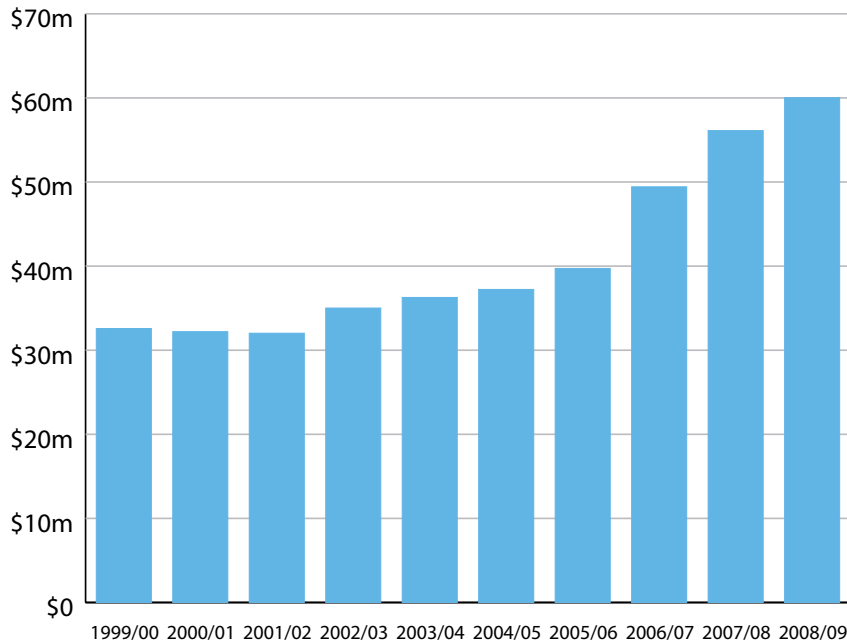
## NZ THOROUGHBRED AVERAGE FIELD SIZE



## NZ THOROUGHBRED TOTAL STARTS



# PRIZEMONEY



*“The Auckland and Waikato Regions jointly provide 55% of thoroughbred racing’s value added contribution to GDP”*

## VALUE ADDED CONTRIBUTION TO GROSS DOMESTIC PRODUCT BY THOROUGHBRED RACING

	<b>TOTAL</b>
Auckland Region	\$314,960,731
Bay of Plenty Region	\$30,000,389
Canterbury Region	\$91,190,570
Gisborne Region	\$2,678,851
Hawkes Bay Region	\$33,237,498
Manawatu-Wanganui Region	\$126,370,247
Marlborough Region	\$1,374,817
Northland Region	\$16,008,366
Otago Region	\$29,186,804
Southland Region	\$25,190,498
Taranaki Region	\$34,072,247
Tasman-Nelson Region	\$1,593,484
Waikato Region	\$291,944,263
Wellington Region	\$92,162,585
West Coast Region	\$3,621,551
<b>Total Value Added Generated</b>	<b>\$1,093,592,900</b>

Source: NZRB-commissioned IER Size and Scope Study of the NZ Racing Industry

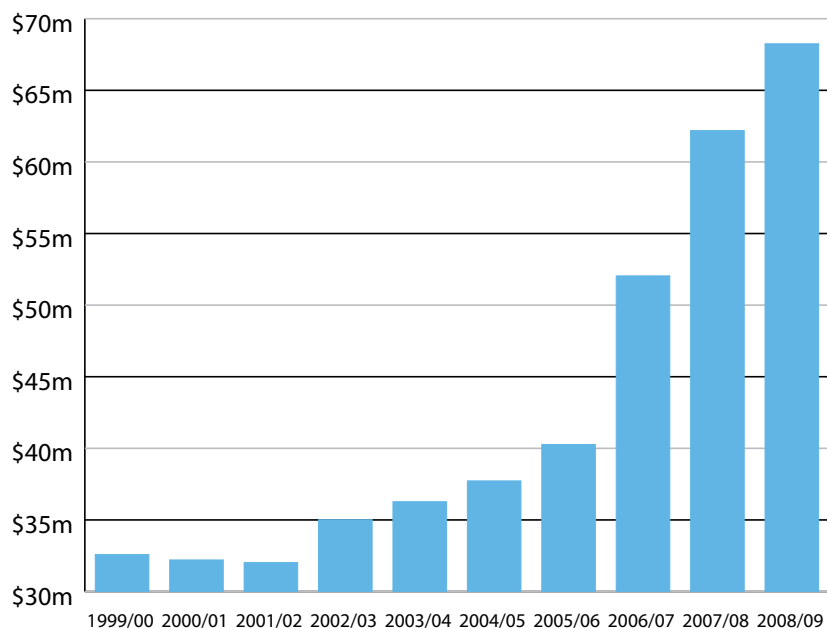


## 10 YEAR STAKES/RETURNS TO PARTICIPANTS COMPARISON (\$M)

	1999/00	2000/01	2001/02	2002/03	2003/04	2004/05	2005/06	2006/07	2007/08	*2008/09
<b>Total Stakes</b>	<b>32,582</b>	<b>32,206</b>	<b>32,023</b>	<b>35,015</b>	<b>36,273</b>	<b>37,226</b>	<b>39,726</b>	<b>49,430</b>	<b>56,228</b>	<b>60,029</b>
Savings to Owners:										
Removal of Nomination and Acceptance Fees							0	1,821	4,065	4,401
<b>Savings to Owners</b>	<b>0</b>	<b>0</b>	<b>0</b>	<b>0</b>	<b>0</b>	<b>0</b>	<b>0</b>	<b>1,821</b>	<b>4,065</b>	<b>4,401</b>
Returns to Participants:										
Payment of riding fees on behalf of Owners							0	0	1,660	2,900
Starter Incentive						500	543	792	0	0
Rider Engagement Fee							0	0	140	165
Minimum Riding Allowance							0	0	0	55
Unplaced Starter Incentive Payments							0	0	0	700
<b>Returns to Participants</b>	<b>0</b>	<b>0</b>	<b>0</b>	<b>0</b>	<b>0</b>	<b>500</b>	<b>543</b>	<b>792</b>	<b>1,800</b>	<b>3,820</b>
<b>TOTAL RETURN</b>	<b>32,582</b>	<b>32,206</b>	<b>32,023</b>	<b>35,015</b>	<b>36,273</b>	<b>37,226</b>	<b>40,269</b>	<b>52,043</b>	<b>62,093</b>	<b>68,250</b>
Year on year % increase		-1.2%	-0.6%	9.3%	3.6%	4.0%	6.7%	29.2%	19.3%	10.0%
4 Year % Increase										109.5%

\* Forecast

## TOTAL RETURNS TO PARTICIPANTS



*“Total returns to participants are forecast to have increased by 109.5% in just four years by the end of the 2008/09 season”*

# RACE CLUBS

	NUMBER OF RACE CLUBS	RACECOURSES IN NEW ZEALAND
Auckland Region	5	3
Bay of Plenty Region	5	4
Canterbury Region	7	5
Gisborne Region	1	1
Hawkes Bay Region	3	3
Manawatu-Wanganui Region	11	6
Marlborough Region	1	1
Northland Region	2	2
Otago Region	6	6
Southland Region	7	5
Taranaki Region	4	3
Tasman-Nelson Region		
Waikato Region	8	6
Wellington Region	3	2
West Coast Region	4	4
<b>Total</b>	<b>67</b>	<b>51</b>

*“The New Zealand racing industry now generates more than \$1.5 billion in ‘value added’ to New Zealand’s Gross Domestic Product (GDP). This accounts for 1.3% of New Zealand’s total GDP. Of this Thoroughbred racing generates 73%, Harness racing 22% and Greyhound racing 5%”*

WELLINGTON CUP DAY AT TRENTHAM 2008

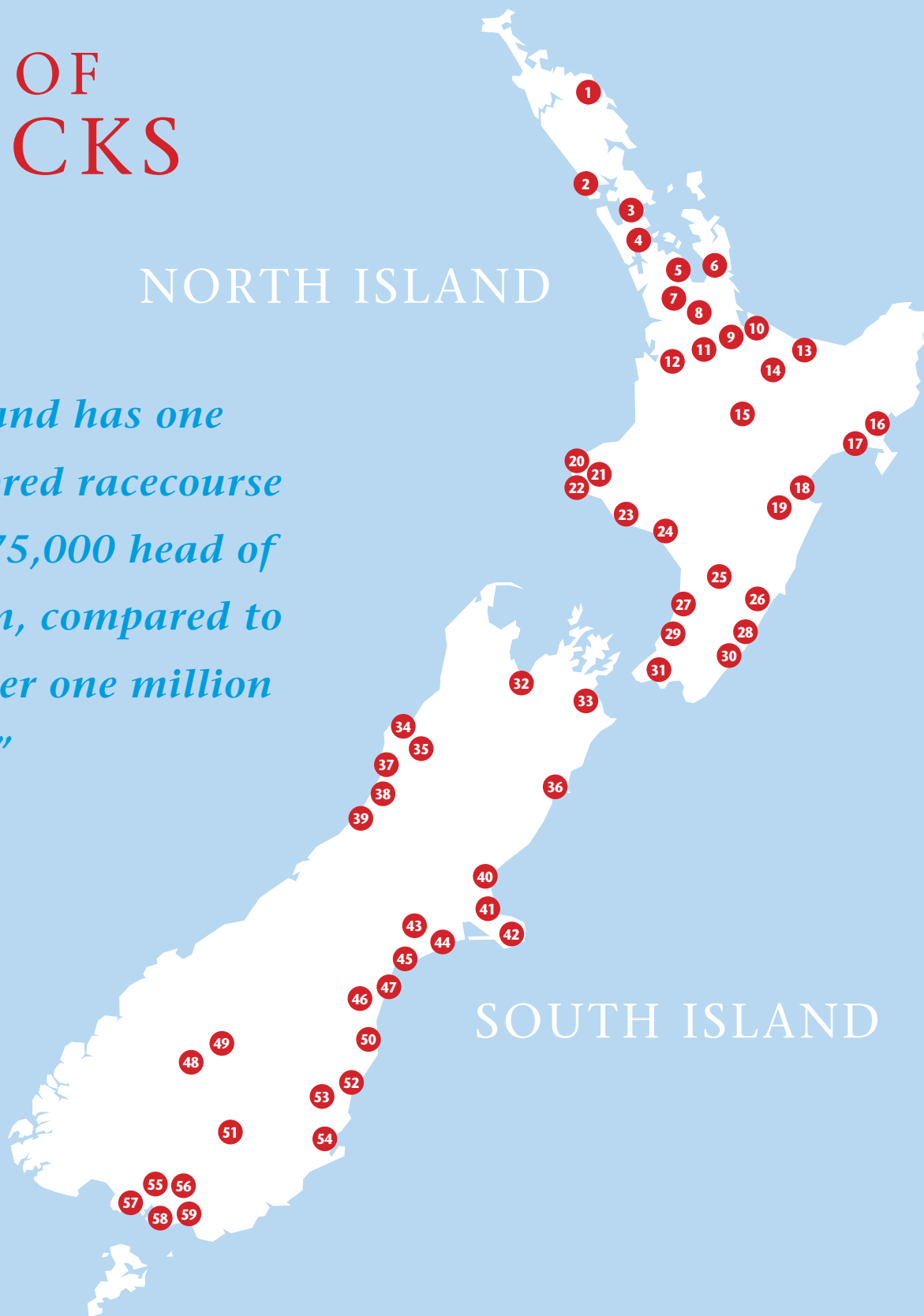


# MAP OF TRACKS

NORTH ISLAND

*“New Zealand has one thoroughbred racecourse for every 75,000 head of population, compared to one per over one million in the UK”*

SOUTH ISLAND



## NORTH ISLAND

- 1** Whangarei (Ruakaka) ●●
- 2** Dargaville ●
- 3** Auckland
  - Ellerslie ●
  - Avondale ●●
  - Alexandra Park ●
  - Manukau Sports Bowl ●
- 4** Pukekohe ●
- 5** Paeroa ●
- 6** Thames (Parawai) ●●
- 7** Hamilton (Te Rapa) ●
- 8** Matamata ●
- 9** Te Aroha ●●
- 10** Tauranga ●●
- 11** Cambridge ●●
- 12** Te Awamutu ●●
- 13** Te Teko ●
- 14** Rotorua (Arawa Park) ●
- 15** Taupo ●
- 16** Gisborne (Makaraka) ●
- 17** Wairoa (Te Kupenga) ●
- 18** Hastings ●
- 19** Waipukurau ●
- 20** New Plymouth (Pukekura Raceway) ●●
- 21** Stratford (Te Kapua) ●●
- 22** Hawera ●●
- 23** Waverley ●
- 24** Wanganui
  - Wanganui ●●
  - Hatrick Raceway ●
- 25** Palmerston North
  - Awapuni ●
  - Manawatu Raceway ●●
- 26** Woodville ●
- 27** Foxton ●
- 28** Masterton (Solway Showgrounds) ●
- 29** Otaki ●●
- 30** Tauherenikau ●●
- 31** Wellington
  - Trentham ●

## SOUTH ISLAND

- 32** Nelson (Richmond Park) ●
- 33** Blenheim (Waterlea) ●●
- 34** Westport (Patterson Park) ●
- 35** Reefton ●●
- 36** Kaikoura (South Bay) ●
- 37** Greymouth
  - Omoto ●
  - Victoria Park ●
- 38** Kumara ●
- 39** Hokitika ●●
- 40** Rangiora ●
- 41** Christchurch
  - Riccarton ●
  - Addington ●●
- 42** Motukarara (Banks Peninsula) ●●
- 43** Methven ●
- 44** Ashburton ●●
- 45** Geraldine (Orari) ●
- 46** Kurow ●
- 47** Timaru (Pharlap Raceway) ●●
- 48** Cromwell ●
- 49** Omakau ●●
- 50** Waimate ●●
- 51** Roxburgh ●
- 52** Oamaru ●●
- 53** Waikouaiti ●●
- 54** Dunedin
  - Forbury Park ●●
  - Wingatui ●
- 55** Winton (Central Southland Raceway) ●●
- 56** Gore ●●
- 57** Riverton ●
- 58** Invercargill (Ascot Park) ●●●
- 59** Wyndham (Young Quinn Raceway) ●●

- Thoroughbred Racing
- Harness Racing
- Greyhound Racing

## BREAKDOWN OF STARTS PRODUCED BY TOP 13 STRATEGIC TRAINING CENTRES AND WHERE THEY RACED – 2007/08 SEASON

Green denotes location of Training Centre

TOP 13 TRAINING CENTRES	AUCKLAND	WAIKATO	BOP	TARANAKI-WANGANUI	EAST COAST	MANAWATU-WELLINGTON	CANTERBURY	OTAGO	SOUTHLAND	TOTAL
Cambridge	1156	742	1196	195	230	237	21			3,777
Matamata	779	534	1239	152	246	227	97	4	4	3,282
Riccarton	12	6	2	5	6	48	1741	292	240	2,352
Awapuni	18	27	20	267	364	1042	37	2	1	1,778
Pukekohe	1018	215	314	27	47	43	14	4	7	1,689
New Plymouth	69	69	73	643	57	329	23		1	1,264
Te Awamutu	321	341	322	43	57	65	1			1,150
Wanganui	30	19	58	371	162	378	84	6	1	1,109
Rangiora	2			1		3	657	118	126	907
Wingatui	1	1			1	4	156	370	261	794
Otaki	7	4	4	98	116	490	12			731
Ascot Park	2		1	1		3	103	162	413	685
Hastings	11	10	11	37	351	174	12			606
<b>Grand Total</b>	<b>3,426</b>	<b>1,968</b>	<b>3,240</b>	<b>1,840</b>	<b>1,637</b>	<b>3,043</b>	<b>2,958</b>	<b>958</b>	<b>1,054</b>	<b>20,124</b>

## WHERE STARTS FROM THE TOP 13 STRATEGIC TRAINING CENTRES HAVE RACED % – 2007/08 SEASON

Green denotes location of Training Centre

TOP 13 TRAINING CENTRES	NORTHERN	CENTRAL	SOUTH ISLAND	TOTAL
Cambridge	81.92%	17.53%	0.56%	100%
Matamata	77.76%	19.04%	3.20%	100%
Riccarton	0.85%	2.51%	96.64%	100%
Awapuni	3.66%	94.09%	2.25%	100%
Pukekohe	91.59%	6.93%	1.48%	100%
New Plymouth	16.69%	81.41%	1.90%	100%
Te Awamutu	85.57%	14.35%	0.09%	100%
Wanganui	9.65%	82.15%	8.21%	100%
Rangiora	0.22%	0.44%	99.34%	100%
Wingatui	0.25%	0.63%	99.12%	100%
Otaki	2.05%	96.31%	1.64%	100%
Ascot Park	0.44%	0.58%	98.98%	100%
Hastings	5.28%	92.74%	1.98%	100%
<b>Grand Total</b>	<b>42.90%</b>	<b>32.40%</b>	<b>24.70%</b>	<b>100%</b>

Note: Foxton (784 Starts) is not included above because it is not classified as a 'Strategic Training Centre'







FASHIONS IN THE FIELD AT THE 2007 NZ CUP CARNIVAL

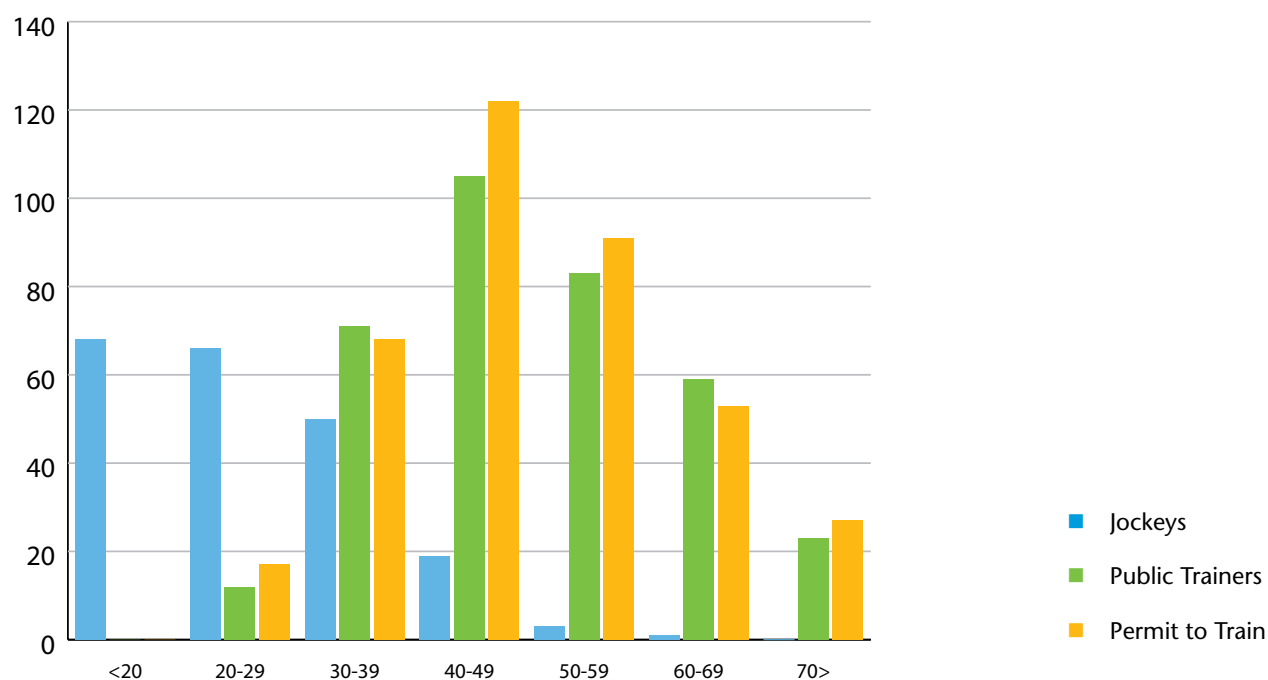
## NUMBER OF LICENCEES

NUMBER OF LICENCEES	2007/08
Public Trainers	353
Permit-to-train	372
Owner Trainer	437
<b>Total Number of Trainers</b>	<b>1162</b>
Jockeys	112
Apprentice Jockeys	69
Amateur Riders	26
<b>Total Number of Riders</b>	<b>207</b>
Stablehands (Non-Riding)	570
Stablehands (Riding)	421
Trackriders	133
<b>Total</b>	<b>1124</b>

*“New Zealand has 130 separate thoroughbred training locations of which the top 13 account for over 60% of starters”*

# AGES OF LICENCEES 2007/08

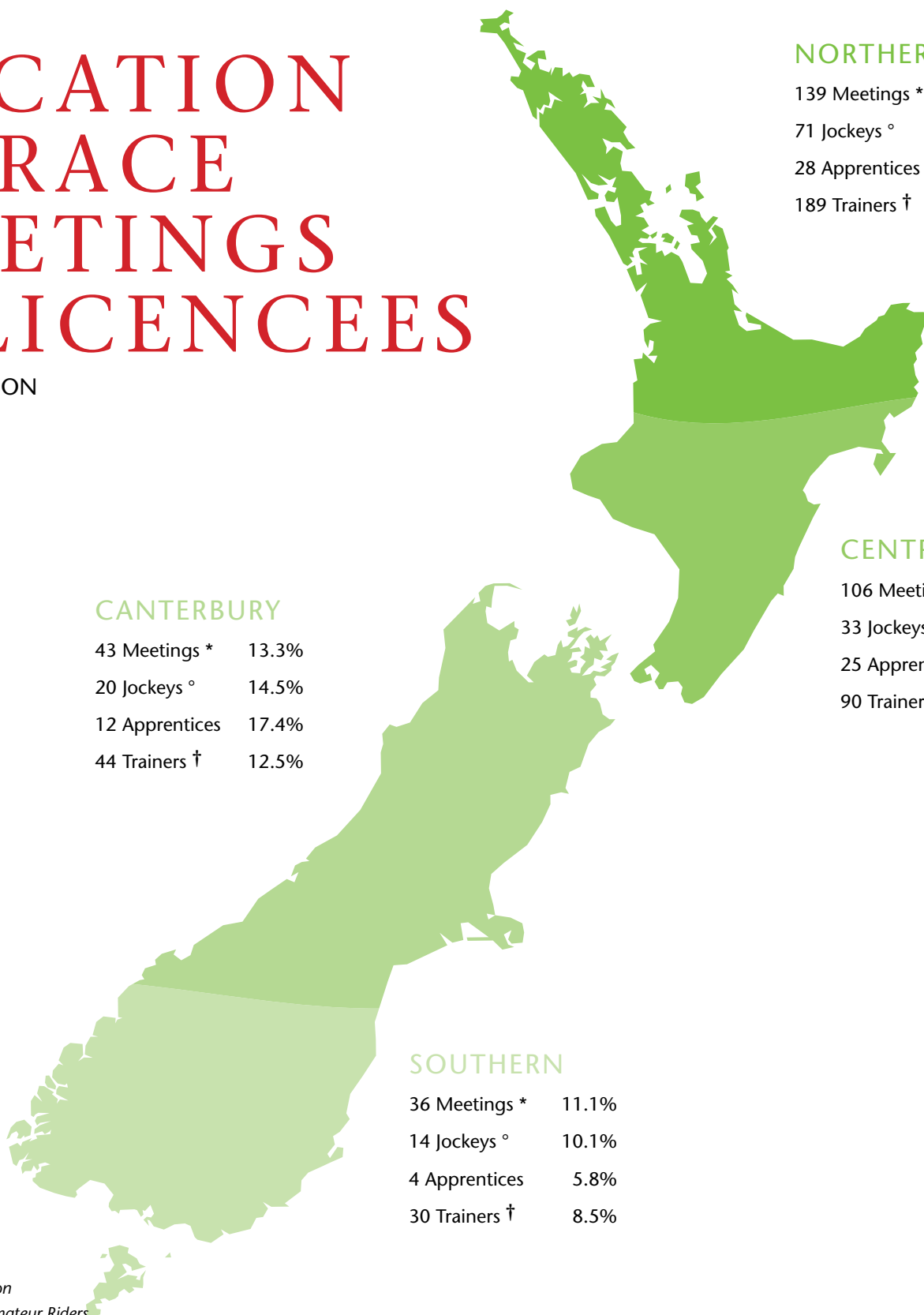
	< 20	20-29	30-39	40-49	50-59	60-69	70 >	TOTAL
Jockeys (inc. App & Amateur Riders)	68	66	50	19	3	1	0	207
Public Trainers	0	12	71	105	83	59	23	353
Permit to Train	0	17	68	122	91	53	27	372



*“There are over 13,500 full time employees working in the New Zealand Thoroughbred Racing industry”*

# LOCATION OF RACE MEETINGS & LICENCEES

2007/08 SEASON



## NORTHERN

139 Meetings *	42.9%
71 Jockeys °	51.5%
28 Apprentices	40.6%
189 Trainers †	53.5%

## CANTERBURY

43 Meetings *	13.3%
20 Jockeys °	14.5%
12 Apprentices	17.4%
44 Trainers †	12.5%

## CENTRAL

106 Meetings *	32.7%
33 Jockeys °	23.9%
25 Apprentices	36.2%
90 Trainers †	25.5%

## SOUTHERN

36 Meetings *	11.1%
14 Jockeys °	10.1%
4 Apprentices	5.8%
30 Trainers †	8.5%

\* 2007/08 allocation

° Jockeys include Amateur Riders

† Public Trainers only (not Permit to Train and Owner-Trainers)

# PREMIERSHIPS

## LEADING TRAINERS 2007/08 SEASON

TRAINER	STARTS	1 <sup>STS</sup>	2 <sup>NDS</sup>	3 <sup>RDS</sup>	STAKES	G&L	S/R
Michael Pitman	654	86	89	79	\$1,521,754	3	7.60
Mark Walker	538	84	79	70	\$2,559,982	7	6.40
Mike and Paul Moroney	451	73	53	30	\$1,667,933	6	6.18
Stephen McKee	506	66	54	58	\$2,119,819	6	7.67
John Sargent	439	65	42	52	\$1,856,693	9	6.75
Graeme Rogerson and Garry Newham	512	54	58	53	\$774,323	2	9.48
John Wheeler	463	52	39	43	\$979,162	2	8.90
Paul Harris	514	45	35	52	\$452,785	0	11.42
Murray Baker	325	41	39	39	\$832,166	4	7.93
John and Karen Parsons	260	39	29	27	\$548,545	3	6.67

## LEADING JOCKEYS 2007/08 SEASON

JOCKEY	RIDES	1 <sup>STS</sup>	2 <sup>NDS</sup>	3 <sup>RDS</sup>	STAKES	G&L	S/R
Michael Walker	1046	173	113	114	\$2,963,516	10	6.05
Lisa Cropp	1062	116	114	106	\$2,365,240	6	9.16
Chris Johnson	895	101	93	98	\$1,573,028	5	8.86
Michael Coleman	612	98	70	61	\$2,106,839	8	6.24
David Walsh	731	93	93	61	\$1,581,507	5	7.86
James McDonald *	866	90	87	93	\$1,422,002	2	9.62
Sam Spratt *	513	75	48	45	\$1,677,633	7	6.84
Hayden Tinsley	365	66	47	34	\$1,537,229	7	5.53
Gavin McKeon	508	64	58	57	\$2,436,598	14	7.94
Danielle Johnson *	509	62	44	54	\$936,968	3	8.21

\* = Apprentice Jockey





# NUMBER OF HORSES IN TRAINING/FOAL CROP

	1998	1999	2000	2001	2002	2003	2004	2005	2006	2007
Number of Horses in Training	5116	5445	5899	6707	7879	8400	8359	8083	7290	7108
Horses Exported	2012	2074	1827	1913	1757	1694	1890	1877	1830	1577
Horses Raced	5837	5599	5462	5493	5469	5564	5706	5642	5566	5221
Foal Crop	5018	4868	4953	5066	5060	4683	4509	4522	4264	4126



*“New Zealand exports the equivalent of nearly half its foal crop each year”*

# LEADING 2YOS 2007/08 SEASON

**HORSE**                      **STARTS**            **1<sup>ST</sup>S**            **2<sup>NDS</sup>**            **3<sup>RDS</sup>**            **4<sup>TH</sup>S**            **STAKES**

## LEADING 2YO C&G

Vincent Mangano	c	7	4	0	0	1	\$636,940
Captain Fantastic	c	9	1	2	0	3	\$163,905
Fully Fledged	c	6	2	1	0	0	\$136,963
San Bernardino	c	8	2	2	2	1	\$109,250
= All In Brawl	g	5	3	0	0	1	\$61,250
= Altered Image	g	3	3	0	0	0	\$61,250
Minstrel Court (AUS)	c	5	3	0	0	0	\$59,375
Noble Manor	g	6	1	0	1	2	\$51,863
Ransom Express (AUS)	c	3	2	0	0	0	\$49,813
I Robot	c	8	2	2	0	0	\$48,925

## LEADING 2YO FILLIES

Maureen Dorothy		8	0	2	1	2	\$189,575
Il Quello Veloce		6	2	1	2	0	\$170,350
Raid		8	1	3	2	0	\$141,550
Te Akau Coup		2	2	0	0	0	\$78,750
Lady Alberton		6	1	2	1	1	\$67,850
Juice		5	1	2	1	0	\$52,100
Keeper Special		3	2	0	0	1	\$43,775
Silk Spur		9	2	1	1	1	\$28,875
Velocitea		3	2	1	0	0	\$28,750
Key Message		7	1	2	1	0	\$25,550

## LEADING 2YO OVERALL

Vincent Mangano	c	7	4	0	0	1	\$636,940
Maureen Dorothy	f	8	0	2	1	2	\$189,575
Il Quello Veloce	f	6	2	1	2	0	\$170,350
Captain Fantastic	c	9	1	2	0	3	\$163,905
Raid	f	8	1	3	2	0	\$141,550
Fully Fledged	c	6	2	1	0	0	\$136,963
San Bernardino	c	8	2	2	2	1	\$109,250
Te Akau Coup	f	2	2	0	0	0	\$78,750
Lady Alberton	f	6	1	2	1	1	\$67,850
= All In Brawl	g	5	3	0	0	1	\$61,250
= Altered Image	g	3	3	0	0	0	\$61,250

# LEADING 3YOS 2007/08 SEASON

**HORSE**                      **STARTS**                      **1<sup>ST</sup>S**                      **2<sup>NDS</sup>**                      **3<sup>RDS</sup>**                      **4<sup>TH</sup>S**                      **STAKES**

## LEADING 3YO C&G

Nom du Jeu	c	11	3	3	1	1	\$1,458,822
Alamosa	c	9	6	2	0	0	\$545,375
Red Ruler	g	10	4	1	2	0	\$501,059
C'est La Guerre	g	9	5	2	0	0	\$466,700
Mission Critical (AUS)	c	12	4	1	0	3	\$278,327
Prince Kaapstad	g	9	2	2	1	0	\$255,165
Fritzy Boy	g	11	6	0	3	1	\$236,025
The Pooka (AUS)	g	8	2	0	0	1	\$224,250
Rios	c	10	3	2	1	0	\$207,943
Eel Win	g	18	6	8	0	2	\$114,500

## LEADING 3YO FILLIES

Boundless		12	4	1	1	2	\$395,247
Keepa Cruisin		10	2	4	3	0	\$335,350
Insouciant		10	4	2	0	1	\$292,750
Special Mission		11	4	1	1	0	\$266,750
Kaatoon		8	3	2	1	0	\$197,288
Satinka		8	2	0	2	0	\$181,875
Pentura		13	3	1	3	1	\$155,474
Martini Red (AUS)		6	3	0	0	1	\$127,925
Lovetrista (AUS)		5	2	1	2	0	\$103,025
Referred		8	2	1	0	0	\$89,915

## LEADING 3YO OVERALL

Nom du Jeu	c	11	3	3	1	1	\$1,458,822
Alamosa	c	9	6	2	0	0	\$545,375
Red Ruler	g	10	4	1	2	0	\$501,059
C'est La Guerre	g	9	5	2	0	0	\$466,700
Boundless	f	12	4	1	2	2	\$395,247
Keepa Cruisin	f	10	2	4	3	0	\$335,350
Insouciant	f	10	4	2	0	1	\$292,750
Mission Critical (AUS)	c	12	4	1	0	3	\$278,327
Special Mission	f	11	4	1	1	0	\$266,750
Prince Kaapstad	g	9	2	2	1	0	\$255,165

## LEADING 4YOS AND OVER 2007/08 SEASON

HORSE		STARTS	1 <sup>STS</sup>	2 <sup>NDS</sup>	3 <sup>RDS</sup>	4 <sup>THS</sup>	STAKES
Princess Coup (AUS)	4 m	12	2	4	2	1	\$2,458,518
Seachange	5 m	8	5	1	0	1	\$695,250
Sir Slick	6 g	19	5	5	1	1	\$531,750
Prize Lady	6 m	6	1	0	0	1	\$421,125
Katy Keen	4 m	12	7	1	0	1	\$390,125
Spin Around (AUS)	7 g	14	3	1	3	1	\$378,364
J'Adane	4 m	3	0	1	1	0	\$321,500
Pasta Post	4 g	6	5	0	0	0	\$299,625
Young Centaur (AUS)	5 g	8	2	1	1	1	\$279,958
Gallions Reach	5 g	14	2	3	1	2	\$236,075

## LEADING OVERALL HORSES 2007/08 SEASON

HORSE		STARTS	1 <sup>STS</sup>	2 <sup>NDS</sup>	3 <sup>RDS</sup>	4 <sup>THS</sup>	STAKES
Princess Coup (AUS)	4 m	12	2	4	2	1	\$2,458,518
Seachange	5 m	8	5	1	0	1	\$695,250
Vincent Mangano	2 c	7	4	0	0	1	\$636,940
Alamosa	3 c	9	6	2	0	0	\$545,375
Sir Slick	6 g	19	5	5	1	1	\$531,750
C'est La Guerre	3 g	9	5	2	0	0	\$466,700
Prize Lady	6 m	6	1	0	0	1	\$421,125
Boundless	3 f	12	4	1	2	2	\$395,247
Katy Keen	4 m	12	7	1	0	1	\$390,125
Spin Around (AUS)	7 g	14	3	1	3	1	\$378,364

TINSELTOWN WINS THE VIRGINIA TURNER SUMMER CUP AT TRENTHAM ON WELLINGTON CUP DAY 2008



## EXPORTS 2007/08 SEASON

DESTINATION	HORSES	MALE	FEMALE	4+YO	3YO	2YO	1YO	>1YO
Australia	968	424	544	328	87	194	322	37
Singapore	224	206	18	23	98	103	0	0
Hong Kong	166	166	0	24	92	50	0	0
Malaysia	73	67	6	8	21	41	3	0
Macau	47	47	0	10	24	13	0	0
Korea	36	26	10	1	5	30	0	0
United States of America	25	13	12	20	4	1	0	0
New Caledonia	13	0	13	10	2	1	0	0
Ireland	10	8	2	9	0	1	0	0
Great Britain	8	7	1	4	1	0	0	3
Japan	3	2	1	0	0	0	3	0
Mexico	2	0	2	2	0	0	0	0
Philippines	1	0	1	0	0	1	0	0
United Arab Emirates	1	0	1	1	0	0	0	0
<b>Total</b>	<b>1577</b>	<b>966</b>	<b>611</b>	<b>440</b>	<b>334</b>	<b>435</b>	<b>322</b>	<b>40</b>

*Estimated value of thoroughbreds exported NZ\$150 million*

## IMPORTS 2007/08 SEASON

COUNTRY OF BIRTH	HORSES	MALE	FEMALE	4+YO	3YO	2YO	1YO	>1YO
Australia	136	72	64	25	4	2	18	87
United States of America	12	4	8	9	0	1	0	2
Great Britain	6	1	5	5	0	1	0	0
Japan	2	0	2	2	0	0	0	0
Argentina	1	1	0	1	0	0	0	0
Canada	1	1	0	1	0	0	0	0
France	1	0	1	1	0	0	0	0
Ireland	1	0	1	1	0	0	0	0
<b>Total</b>	<b>160</b>	<b>79</b>	<b>81</b>	<b>45</b>	<b>4</b>	<b>4</b>	<b>18</b>	<b>89</b>



# NATIONAL RACE RECORD TIMES

DISTANCE	TIME	COURSE	HORSE	WEIGHT	YEAR
800m	44.41	Riccarton Park	Lady Libertine	54.0 kg	2002
850m	47.47	Riccarton Park	Royal Pass	51.5 kg	1997
900m	50.35	Riccarton Park	Tra Cee	55.0 kg	2006
1000m	54.20	Riccarton Park	Ticklish	57.0 kg	2006
1100m	1.02.24	Riccarton Park	Miss Paris House	54.0 kg	2000
1200m	1.06.59	Trentham	Victory Dias	49.5 kg	1993
1300m	1.14.45	Ellerslie	High Regards	53.0 kg	1985
1400m	1.20.21	Riccarton Park	Dexter	54.0 kg	2007
1500m	1.28.46	Riccarton Park	Roualyn	57.0 kg	2008
1600m	1.32.08	Ellerslie	Corndale	56.0 kg	1993
1800m	1.47.09	Riccarton Park	Najaba	52.5 kg	1990
2000m	1.58.80	Te Rapa	Captain Cook	52.0 kg	1992
2100m	2.07.03	Te Rapa	Alvator	55.2 kg	1985
2200m	2.11.91	Avondale	Tethys	51.0 kg	1993
2300m	2.20.22	Te Rapa	Prince Alibhal	51.0 kg	1993
2400m	2.24.91	Te Rapa	The Filbert	58.0 kg	1986
2500m	2.32.41	Trentham	Freequent	54.5 kg	1995
2600m	2.40.51	Ascot Park	Sea Swift	51.5 kg	1986
2800m	2.54.00	Trentham	Lumley Lass	54.0 kg	1977
3200m	3.15.59	Trentham	Daria's Fun	53.5 kg	1988

3YO ALAMOSA (BLUE) WINS THE TTCF THORNDON MILE (GPI) AT TRENTHAM – JANUARY 2008





# BREEDING



# THOROUGHBRED BREEDING SUMMARY

	2004/05	2005/06	2006/07	2007/08
Broodmares at pasture	8871	8479	8163	8048
Registered broodmares	7012	7498	7332	7470
Total mares served	6872	6558	6623	6757
Stallions	204	196	201	177
Foals	4596	4518	4349	4126

*“All New Zealand thoroughbred foal crops from 2004 onwards have been microchipped. DNA typing has replaced blood typing as a means to test foals for parentage verification”*

FALKIRK FOALS AT WINDSOR PARK STUD





# NZ Record - 3 successive NZB Fillies of the Year

Princess Coup - winner of \$4.23 million in stakes - twice \$2 million Group 1 Kelt Capital Stakes winner, NZB Filly of the Year, Champion 3YO, Champion Middle Distance Performer & Champion Stayer purchased by David Ellis for \$260,000



**NO. 1 PRIZE MONEY 2007-08** - over \$4 million in stakes  
**GROUP RACES 2007-08** - eight won in New Zealand & Australia  
**INCREDIBLE STRIKE RATE AGAIN ALL SEASON**

TE AKAU STUD ~ ESTABLISHED 1979

[www.teakaustud.co.nz](http://www.teakaustud.co.nz)

Te Akau Stud & Racing Stables



# NZ Record - 23 2YO wins 2007-08 season



Regal Flame -  
Australasia's first 2008-09  
2YO winner (by 7 lengths)  
purchased by David Ellis  
for \$45,000



Hamlet's Ghost -  
five time race winner,  
runner up Hong Kong Derby  
purchased by David Ellis  
for \$55,000



DAVID ELLIS

David Ellis, Te Akau Stud,  
R.D. 1, Ngaruawahia, New Zealand

TEL: +64 (7) 825 4701 MOBILE: +64 (21) 925 151  
FAX: +64 (7) 825 4822 EMAIL: david@teakaustud.co.nz



MARK WALKER

Mark Walker, Te Akau Racing Stables,  
Hunuera Road, RD3 Matamata, New Zealand

TEL: +64 (7) 888 9187 MOBILE: +64 (27) 4404 141  
FAX: +64 (7) 888 9287 EMAIL: mark@teakaustud.co.nz

[www.teakaustud.co.nz](http://www.teakaustud.co.nz)

## Te Akau Stud & Racing Stables



# SIRE PREMIERSHIPS 2007/08

LEADING SIRES	TOP STAKES EARNER	NO OF STARTERS	NO OF STARTS	WINNERS
O'Reilly	Alamosa	101	622	51
Volksraad (GB)	Sir Slick	114	654	40
Cape Cross (IRE)	Seachange	68	403	32
Pins (AUS)	Raid	99	613	47
Keeper (AUS)	Keepa Cruisin	73	496	33
Shinko King (IRE)	C'est La Guerre	83	529	33
Encosta De Lago (AUS)	Princess Coup (AUS)	12	55	5
Istidaad (USA)	Ististar	105	690	38
Prized (USA)	Prize Lady	37	295	16
Towkay (AUS)	Special Mission	70	457	23

LEADING SIRES OF 2YOS	TOP STAKES EARNER	NO OF STARTERS	NO OF STARTS	WINNERS
No Excuse Needed (GB)	Vincent Mangano	11	36	4
Spartacus (IRE)	Maureen Dorothy	16	42	3
Captain Rio (GB)	Il Quello Veloce	10	27	1
Stravinsky (USA)	Noble Manor	11	42	6
Bertolini (USA)	All In Brawl	14	32	6
Align (AUS)	Fully Fledged	8	21	1
Pins (AUS)	Raid	8	19	1
Thorn Park (AUS)	Te Akau Coup	12	31	3
Gold Mine (USA)	San Bernardino	6	20	2
Fantastic Light (USA)	Captain Fantastic	3	9	1

LEADING SIRES OF 3YOS	TOP STAKES EARNER	NO OF STARTERS	NO OF STARTS	WINNERS
Keeper (AUS)	Keepa Cruisin	31	177	15
O'Reilly	Alamosa	20	102	10
Shinko King (IRE)	C'est La Guerre	29	136	11
Van Nistelrooy (USA)	Boundless	35	204	22
Kaapstad	Prince Kaapstad	10	49	5
Stravinsky (USA)	Satinka	23	127	13
Towkay (AUS)	Special Mission	14	73	4
Pentire (GB)	Mufhasa	27	133	11
Pins (AUS)	Tootsie	29	155	16
Postponed (USA)	Referred	21	109	12

RACES WON	PLACEGETTERS	INDIVIDUAL SW	STAKES RACES WON	TOTAL STAKES MONEY NZ\$
80	60	5	10	\$2,068,170
61	73	6	9	\$1,996,080
57	41	4	7	\$1,586,222
84	60	2	3	\$1,455,434
54	49	3	5	\$1,376,303
52	50	1	1	\$1,325,822
6	6	1	1	\$1,253,402
54	54	3	4	\$1,120,867
28	26	3	3	\$1,057,475
31	40	2	3	\$996,776

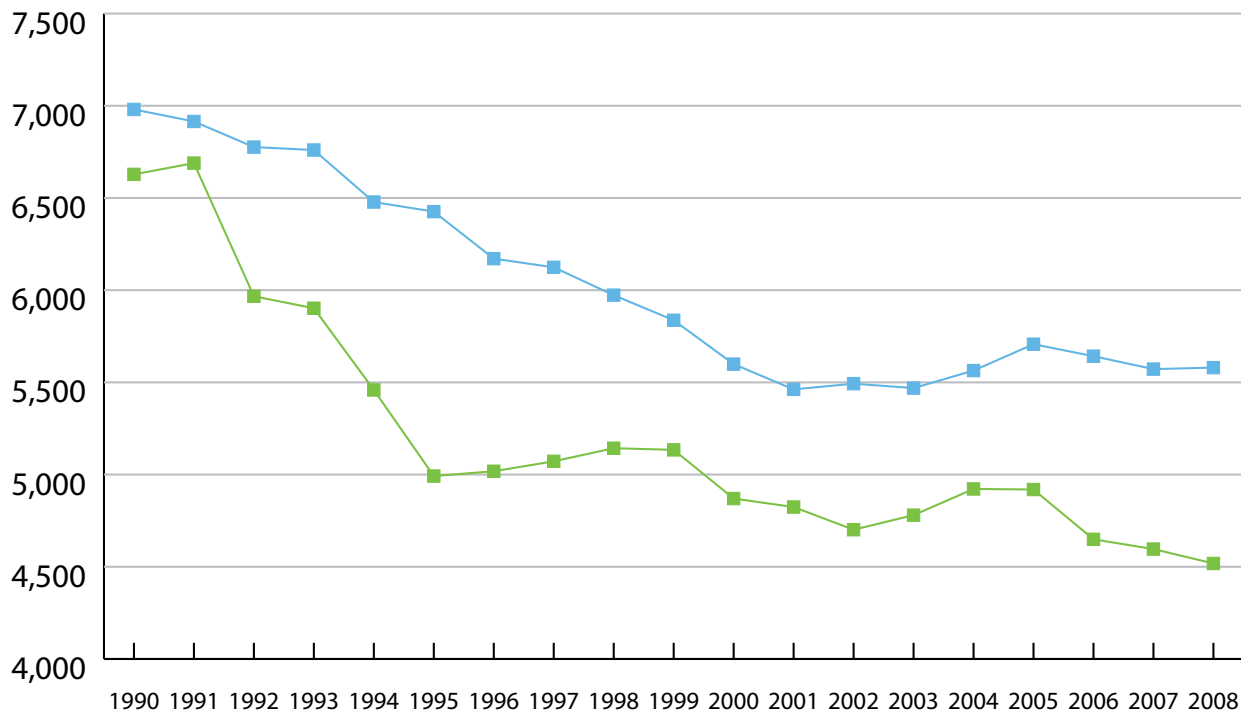
RACES WON	PLACEGETTERS	INDIVIDUAL SW	STAKES RACES WON	TOTAL STAKES MONEY NZ\$
7	5	1	3	\$663,777
4	4	0	0	\$263,850
2	4	1	1	\$177,825
7	5	0	0	\$167,463
8	4	2	2	\$157,338
2	2	1	1	\$145,163
1	2	0	0	\$143,250
5	3	1	1	\$135,525
3	2	1	2	\$119,300
1	1	1	1	\$107,025

RACES WON	PLACEGETTERS	INDIVIDUAL SW	STAKES RACES WON	TOTAL STAKES MONEY NZ\$
24	17	2	4	\$846,780
18	13	1	5	\$715,850
22	16	1	1	\$706,352
36	23	1	1	\$655,795
11	5	2	3	\$531,194
19	17	1	2	\$379,509
10	5	1	2	\$328,788
17	16	0	0	\$295,253
25	18	1	1	\$271,974
15	16	0	0	\$252,393

*“New Zealand annual exports are valued at approximately \$150 million”*



# HORSES RACING IMPACTED BY FOAL PRODUCTION



- Horses Racing
- Foal Crop 2 Years Earlier

*“Of the horses that race at two years old in New Zealand, only 5% fail to race again at three”*

# NEW ZEALAND-BRED CHAMPIONS OVERSEAS 2007/08 SEASON

## AUSTRALIA

### 14 NZ-BRED GROUP ONE WINS IN AUSTRALIA

HORSE	RACE	SIRE
Maldivian	MRC Yalumba Stakes	Zabeel
Master O'Reilly	MRC Caulfield Cup	O'Reilly
El Segundo	MVRC WS Cox Plate	Pins
Kibbutz	VRC Victoria Derby	Golan
Efficient	VRC Melbourne Cup	Zabeel
Zarita	SAJC Schweppes Oaks	Pentire
Tuesday Joy	STC Ranvet Stakes	Carnegie
Zarita	SAJC South Australia Derby	Pentire
Tuesday Joy	STC BMW Stakes	Carnegie
Eskimo Queen	STC Coolmore Classic	Shinko King
Nom du Jeu	AJC Australian Derby	Montjeu
Triple Honour	AJC Doncaster Handicap	Honours List
Mr Baritone	AAMI Stradbroke Handicap	Stravinsky
Rockdale	TJ Smith Classic	Danroad

### MELBOURNE SPRING CARNIVAL SUCCESS

HORSE	RACE	SIRE
Maldivian	MRC Yalumba Stakes Group 1	Zabeel
Master O'Reilly	MRC Caulfield Cup Group 1	O'Reilly
El Segundo	MVRC WS Cox Plate Group 1	Pins
Kibbutz	VRC Victoria Derby Group 1	Golan
Efficient	VRC Melbourne Cup Group 1	Zabeel
Master O'Reilly	MRC Winning Edge Presentation Stakes Group 2	O'Reilly
Gallic	MVRC Cathay Pacific Cup Group 2	Zabeel
Swick	VRC Salinger Stakes Group 2	O'Reilly
Zarita	VRC Wakeful Stakes Group 2	Pentire
The Fuzz	Geelong RC Geelong Cup Group 3	Danasinga
Royal Asscher	MVRC City Pacific Finance Stakes Group 3	Stravinsky
Zacroona	VRC Carbine Club Stakes Group 3	Zabeel
Sculptor	VRC Saab Handicap Group 3	His Royal Highness
Zavite	VRC Queen Elizabeth Stakes Group 3	Zabeel
Storm Signal	MRC Le Tan Stakes L	Keltrice
Sugar Babe	MRC Debutants Stakes L	Exceed and Excel
Post Thyme	MRC Ladies Day Vase L	Postponed
Vandalo	MRC Jayco Cup Gothic Stakes L	Van Nistelrooy
Hips Don't Lie	VRC Herald Sun Sprint Handicap L	Stravinsky

>>

## DERBY DOMINANCE

### SIX INTERNATIONAL DERBY WINNERS

HORSE	DERBY	SIRE
C'est la Guerre	ARC Group 1 Mercedes Derby – New Zealand	Shinko King
Farson	Macau Group 1 Derby – Macau	Postponed
Kibbutz	VRC Group 1 Derby – Victoria	Golan
Kiko's Return	Malaysia Group 1 Derby – Perak	Minardi
Nom du Jeu	AJC Group 1 Derby – Australia	Montjeu
Zarita	SAJC Group 1 Derby – South Australia	Pentire

## HONG KONG

### NZ-BRED HONG KONG CHAMPION AWARD WINNERS

HORSE	AWARD
O'Reilly (Last Tycoon)	Hong Kong General Sires' Premiership Winner
Vengeance of Rain (Zabeel)	HKJC Lifetime Achievement Award
Sight Winner (Faltaat)	HKJC Most Improved Horse

### TOP TEN RATED NZ-BRED HORSES IN HONG KONG

NAME	SIRE	RATING
Armada	Towkay	125
Packing Winner	Zabeel	123
Able One	Cape Cross	120
Vital King	Almutawakel	115
Medic Power	Bertolini	114
Excellent Boy	Deputy Governor	113
Jackpot Delight	Danasinga	113
Joy and Fun	Cullen	113
Friendly Gains	O'Reilly	111
Egyptian Ra	Woodborough	110

## INTERNATIONAL

### SIGNIFICANT INTERNATIONAL STAKES RESULTS

HORSE	RACE	BREEDING
Packing Winner	HK: HK-1 Citi Champions & Chater Cup	Zabeel
Green Birdie	HK: HK-2 Mercedes-Benz Hong Kong Derby Trial	Catbird
Armada	HK: HK-2 Chairman's Trophy,	Towkay
Bullish Cash	HK: HK-3 Premier Plate	Howbaddouwantit
Everbright	HK: HK-3 Queen Mother Memorial Cup, HK-3	Cape Cross
Able One	HK: HK-3 Premier Cup	Cape Cross
Rod De Cambes	Japan: Grade 2 Saint Lite Kinen	Red Ransom

Armada	Japan: 2nd Grade 1 Yasuda Kinen	Towkay
Red Glory	Macau: Group 1 Chairman's Challenge Cup	Pins
Farson	Macau: Group 1 Macau Gold Cup Macau: Group 1 Macau Derby	Postponed
Kiko's Return	Mal: Group 1 Perak Derby	Minardi
Onceuponatime	SG: Group 3 Juvenile Championship SG: Group 3 Singapore Guineas	Van Nistelrooy
Big Maverick	SG: Group 3 Stewards' Cup SG: Group 3 Singapore 3YO Challenge – 1st Leg SG: Group 3 Singapore 3YO Challenge – 2nd leg	O'Reilly
Waikato	SG: Group 3 Singapore 4YO Sprint	Pins
Crossing the Line	USA: Group 2 Del Mar Del Mar Mile H.	Cape Cross
Astronomia	USA: Listed Belmont Valor Lady S	King's Best
Black Mamba	USA: Group 2 Hollywood Beverly Hills H.	Black Minnaloushe

## NEW ZEALAND

### NZ-BASED GROUP ONE SIRE

SIRE	HORSE	RACE
Align	Fully Fledged	ARC Diamond S., Group 1
Captain Rio	Il Quello Veloce	Manawatu RC Manawatu Sires' Produce Stakes Group 1
Danroad	Rockdale	TJ Smith Classic Group 1
Golan	Kibbutz	VRC Victoria Derby Group 1
Keeper	Insouciant Keepa Cruisin	CJC New Zealand One Thousand Guineas Group 1 Levin RC Levin Classic Group 1
O'Reilly	Alamosa Alamosa Master O'Reilly	Otaki Maori RC WFA Stakes Group 1 WRC Thorndon Mile Group 1 MRC Caulfield Cup Group 1
Pentire	Zarita Zarita	SAJC Schweppes Oaks Group 1 SAJC South Australia Derby Group 1
Pins	El Segundo Red Glory	MVRC WS Cox Plate Group 1 Macau: Group 1 Chairman's Challenge Cup
Postponed	Dorabella Pasta Post Farson Farson	WRC Captain Cook Stakes Group 1 ARC Easter Handicap Group 1 Macau: Group 1 Macau Gold Cup Macau: Group 1 Macau Derby
Shinko King	C'est la Guerre Eskimo Queen	ARC New Zealand Derby Group 1 STC Coolmore Classic Group 1
Towkay	Special Mission	New Zealand Bloodstock Breeders Stakes Group 1
Volksraad	Sir Slick Sir Slick	ARC Zabeel Classic Group 1 ARC New Zealand Stakes Group 1
Zabeel	Maldivian Efficient Packing Winner	MRC Yalumba Stakes Group 1 VRC Melbourne Cup Group 1 HK: HK-1 Citi Champions & Chater Cup

>>

## NEW ZEALAND-BRED GROUP ONE WINNERS IN NZ

HORSE	RACE	SIRE
Seachange	Hawke's Bay Mudgway Partsworld Stakes	Cape Cross
Seachange	Hawke's Bay Stoney Bridge Stakes	Cape Cross
Dorabella	WRC Captain Cook Stakes	Postponed
Insouciant	CJC New Zealand One Thousand Guineas	Keeper
Keepa Cruisin	Levin RC Levin Classic	Keeper
Sir Slick	ARC Zabeel Classic	Volksraad
Seachange	WRC Telegraph Handicap	Cape Cross
Alamosa	WRC Thorndon Mile	O'Reilly
Seachange	Waikato RC Waikato Draught Sprint	Cape Cross
Alamosa	Otaki Maori RC WFA Stakes	O'Reilly
C'est la Guerre	ARC New Zealand Derby	Shinko King
Prize Lady	ARC Auckland Cup	Prized
Sir Slick	ARC New Zealand Stakes	Volksraad
Fully Fledged	ARC Diamond Stakes	Align
Boundless	WRC New Zealand Oaks	Van Nistelrooy
Il Quello Veloce	Manawatu RC Manawatu Sires' Produce Stakes	Captain Rio
Special Mission	New Zealand Bloodstock Breeders Stakes	Towkay
Pasta Post	ARC Easter Handicap	Postponed

*“Efficient’s victory in the 2007 Melbourne Cup was the 33<sup>rd</sup> New Zealand-bred winner in the 65 contests since the Second World War – a trans-Tasman strike rate of 50%. Seven of Bart Cummings’s 12 Melbourne Cup wins are New Zealand-bred. Since Beau Zam was crowned Australian Horse of the Year in 1988, 50% of the winners of this title have been bred in New Zealand.”*





# SALES



# COMBINED YEARLING SALES STATISTICS

	2004	2005	2006	2007	2008
Lots Catalogued	1532	1477	1528	1362	1555
Withdrawn	175	158	202	123	136
Offered	1357	1319	1326	1239	1419
Passed	244	290	283	216	248
Lots Sold	1113	1029	1043	1023	1171
Clearance Rate	82%	78%	79%	83%	83%
Aggregate	\$60,631,650	\$69,628,350	\$65,721,500	\$81,375,700	\$111,148,850
Average	\$54,476	\$67,666	\$63,012	\$79,546	\$94,918
Median	\$30,000	\$35,000	\$35,000	\$50,000	\$52,250

2008 Top Price – Redoute’s Choice x Popsy Colt (Lot 299)	\$1,450,000
2007 Top Price – Zabeel x Sunline Colt (Lot 411)	\$2,000,000
2006 Top Price – Stravinsky x Grand Echezeaux Colt (Lot 341)	\$2,200,000

2007 TOP PRICED YEARLING – ZABEEL-SUNLINE COLT (\$2,000,000)



# GROUP ONE WINNERS 2007/2008

## NZ SALES

### OFFERED FOR SALE BY NEW ZEALAND BLOODSTOCK

<b>Alamosa</b> .....	2008 The Trusts Charitable Foundation Thorndon Mile (1600m)
(O'Reilly x Lodore Mystic)	2008 First Sovereign Trust Otaki Maori WFA (1600m)
<b>Boundless</b> .....	2008 Gillies Group New Zealand Oaks (2400m)
(Van Nistelrooy x Nothing Less)	
<b>C'est la Guerre</b> .....	2008 Mercedes Derby (2400m)
(Shinko King x La Magnifique)	
<b>Efficient</b> .....	2007 Emirates Melbourne Cup (3200m)
(Zabeel x Refused the Dance)	
<b>El Segundo</b> .....	2007 Tattersalls Cox Plate (2040m)
(Pins x Palos Verdes)	
<b>Eskimo Queen</b> .....	2008 STC Coolmore Classic (1500m)
(Shinko King x Cold Type)	
<b>Fully Fledged</b> .....	2008 Ford Diamond Stakes (1200m)
(Align x Fledged)	
<b>Il Quello Veloce</b> .....	2008 Manawatu Ford Sires' Produce (1400m)
(Captain Rio x Nishaani)	
<b>Imananabaa</b> .....	2008 Waiwera Mineral Water Railway Handicap (1200m)
(Anabaa x Iman)	
<b>Master O'Reilly</b> .....	2007 BMW Caulfield Cup (2400m)
(O'Reilly x Without Remorse)	
<b>Mission Critical</b> .....	2008 Whakanui Stud International Stakes (2000m)
(Fantastic Light x Trick Taker)	
<b>Mr Baritone</b> .....	2008 AAMI Stradbroke H. (1400m)
(Stravinsky x Tunisia)	
<b>Packing Winner</b> .....	2008 HKJC Champions & Chater Cup (2400m)
(Zabeel x Musical Note)	
<b>Pasta Post</b> .....	2008 ARC Easter Handicap
(Postponed x Blue Heaven)	
<b>Prize Lady</b> .....	2007 Stella Artois Auckland Cup (3200m)
(Prized x Pen Bal Lady)	
<b>Rockdale</b> .....	2008 TJ Smith Classic (1600m)
(Danroad x Komplekte Kaos)	
<b>Sir Slick</b> .....	2007 Zabeel Classic (2000m)
(Volksraad x Miss Opera)	2008 First Sovereign Trust New Zealand Stakes (2000m)
<b>The Pooka</b> .....	2007 First Sovereign Trust Two Thousand Guineas (1600m)
(Tobougg x The Banchee)	
<b>Zarita</b> .....	2008 Schweppes Oaks (2000m)
(Pentire x Gin Player)	2008 South Australia Derby



ALAMOSA





WAGERING

## WAGERING HISTORY

New Zealand gave birth to the first automatic totalisator, in 1913, and pioneered and legitimised off-course betting in 1951 through the world's first national off-course betting agency, the Totalisator Agency Board or TAB.

The TAB today is part of the New Zealand Racing Board, charged under statute to operate the industry to the benefit of the thousands of people who derive their livelihood from it.

It is headquartered in Petone, 15 kilometres north of the capital Wellington, and just a kilometre from Petone beach, the site of the first-ever thoroughbred meeting recorded in New Zealand in 1862.

## BETTING CHANNELS IN NEW ZEALAND:

- At racetracks on raceday
- Streetfront and social venue betting shops – one of New Zealand's largest retail networks
- A national chain of call centres. The Phonebet centres handle more operator-assisted calls than any other New Zealand call centre
- New Zealand's only betting website, [www.tab.co.nz](http://www.tab.co.nz)
- Touch tone phone
- Interactive betting on SKY digital TV

## BET TYPES AND RETURNS

Tote bet types include win, place and each way to Poker and All Up bets, Easybets where the computer picks the runners weighted towards the favourites, and Percentage betting to cut the cost of getting in on the action.

In 1996 New Zealand added Fixed Odds betting to its stable when the TAB began sports betting. Fixed Odds betting on racing began in 2002.

Now 26 sporting codes are covered including matches and fixtures around the world, from rugby, soccer and cricket to sheep shearing!

Just over 80 percent of the betting dollar is returned to the customer. The rest is returned to the racing and sporting codes, after tax and Racing Board costs are paid.

## TRACKSIDE TV AND RADIO

The Trackside TV channel was launched in 1992 and broadcasts every race the TAB takes betting on including all New Zealand events plus daily racing from Australia, and key races from Hong Kong and other international venues.

Trackside is free to air on UHF, and also broadcasts on SKY digital.

Radio Trackside is a national racing radio network broadcasting wall to wall racing, racing news, talkback and information.



# NZ THOROUGHBRED WAGERING 2007/08

	TURNOVER (\$M)		AVERAGE BET (\$)
Win – Tote	126.79	26.2%	6.10
Win – Fixed Odds	41.21	8.5%	19.14
Place	116.68	24.1%	5.57
Trifecta	97.39	20.1%	8.10
Quinella	48.55	10.0%	5.54
Treble	20.29	4.2%	11.80
Double	19.20	3.9%	6.44
Pick 6	11.45	2.3%	23.79
Six Pack	0.69	0.1%	12.69
<b>Total</b>	<b>\$482.25M</b>		

MERCEDES DERBY DAY RUNNERS LEAVE THE BIRDCAGE AT ELLERSLIE, AUCKLAND



# SUMMARY OF KEY WAGERING STATISTICS

BETTING TURNOVER	1998/99	1999/00	2000/01	2001/02	2002/03	2003/04	2004/05	2005/06	2006/07	2007/08
On-course (\$M)	58.55	50.46	48.23	46.68	48.22	46.46	45.48	44.24	47.78	48.60
Off-course (\$M)	452.92	411.10	388.05	373.64	373.91	373.11	389.31	382.37	385.09	392.50
Fixed odds (\$M)	n/a	n/a	n/a	n/a	1.58	3.74	8.77	30.01	32.77	41.15
<b>Total Bets</b>	<b>511.47</b>	<b>461.56</b>	<b>436.28</b>	<b>420.32</b>	<b>423.71</b>	<b>423.31</b>	<b>443.58</b>	<b>456.66</b>	<b>465.64</b>	<b>482.25</b>

## SOURCE OF OFF-COURSE TURNOVER

Win and Place	53.62%	55.19%	55.85%	57.77%	56.59%	55.87%	55.28%	51.63%	51.80%	51.47%
Double	3.11%	3.34%	3.42%	3.85%	4.29%	4.08%	4.00%	4.48%	4.20%	3.90%
Treble	2.75%	2.55%	2.66%	3.82%	4.72%	4.72%	4.65%	4.27%	4.20%	4.12%
Quinella	11.38%	11.49%	11.40%	11.66%	11.22%	10.57%	10.30%	9.64%	9.20%	9.87%
Trifecta	27.42%	25.72%	25.15%	21.87%	21.57%	21.74%	21.36%	20.47%	20.10%	19.80%
Fixed Odds	n/a	n/a	n/a	n/a	0.04%	0.99%	2.20%	7.29%	7.60%	8.36%
Pick 6 and Six Pack	1.72%	1.71%	1.52%	1.03%	1.19%	2.02%	2.20%	2.22%	2.90%	2.47%
<b>Total</b>	<b>100%</b>	<b>100%</b>	<b>100%</b>	<b>100%</b>	<b>100%</b>	<b>100%</b>	<b>100%</b>	<b>100%</b>	<b>100%</b>	<b>100%</b>

*“New Zealand gave birth to the first automatic totalisator, in 1913, and pioneered and legitimised off-course betting in 1951 through the world’s first national off-course betting agency, the Totalisator Agency Board or TAB”*



# CUSTOMERS



WINNING CONNECTIONS CELEBRATE MERCEDES DERBY WINNER, REDOUBTE'S DANCER

# EXPENDITURE

## GENERATED BY THOROUGHBRED RACING

	EXPENDITURE
Auckland Region	\$185,613,84
Bay of Plenty Region	\$17,439,977
Canterbury Region	\$53,360,774
Gisborne Region	\$1,534,424
Hawkes Bay Region	\$19,426,243
Manawatu-Wanganui Region	\$74,361,444
Marlborough Region	\$781,806
Northland Region	\$9,370,076
Otago Region	\$17,151,302
Southland Region	\$21,157,331
Taranaki Region	\$19,985,988
Tasman-Nelson Region	\$941,783
Waikato Region	\$171,974,038
Wellington Region	\$54,073,693
West Coast Region	\$2,075,743
<b>Total Expenditure</b>	<b>\$642,882,232</b>

Source: NZRB-commissioned IER Size and Scope Study of the NZ Racing Industry

HAWKE'S BAY CARNIVAL



*“More than 30% of all on-course expenditure in New Zealand is on food and beverages; 26% is on wagering”*



# OWNERS' SUMMARY

## GENDER

66% male 34% female

## AGE

33% 55-64 age group  
 31% 45-54 age group  
 16% 65+ age group  
 13% 35-44 age group  
 5% 25-34 age group  
 1% 18-24 age group

## LOCATION

75.3% North Island  
 19.8% South Island  
 4.9% Overseas

## ANNUAL HOUSEHOLD INCOME\*

28.8% \$150,000+ per annum  
 18.9% \$125,000-\$149,999 per annum  
 14.9% \$100,000-\$124,999 per annum  
 16.7% \$75,000-\$99,999 per annum  
 8.3% \$50,000-\$74,999 per annum  
 12.4% < \$50,000 per annum

## OCCUPATION†

39.2% Manager  
 28.5% Professional  
 9.5% Clerical and Administration  
 8.8% Thoroughbred Racing Industry  
 4.6% Technician and Trade  
 4.1% Sales  
 5.3% Other

\* National Average is \$68,000 per annum

† 45% of Owners are Self Employed – National Average is 16%

Source: NZTR 2008 National Owners' Survey



## OWNERS 'DREAM' OF WINNING:

RANKING	RACE	RACE STATUS
1 <sup>st</sup>	New Zealand Derby	Group 1
2 <sup>nd</sup>	Kelt Capital Stakes	Group 1
3 <sup>rd</sup>	Gillies Group New Zealand Oaks	Group 1
4 <sup>th</sup>	Sky City Auckland Cup	Group 1
5 <sup>th</sup>	First Sovereign Trust New Zealand 2000 Guineas	Group 1
6 <sup>th</sup>	First Sovereign Trust Telegraph Handicap	Group 1
7 <sup>th</sup>	Ford Manawatu Sires Produce Stakes	Group 1
8 <sup>th</sup>	Century City Developments Wellington Cup	Group 2
9 <sup>th</sup>	Christchurch Casino New Zealand Cup	Group 3
10 <sup>th</sup>	NZ Bloodstock Karaka Millions	Listed

# ON-COURSE CUSTOMERS

REGION	TOTAL NUMBER OF ON-COURSE CUSTOMERS
Auckland Region	157,000
Bay of Plenty Region	37,382
Canterbury Region	67,000
Gisborne Region	5,300
Hawkes Bay Region	31,750
Manawatu-Wanganui Region	51,000
Marlborough Region	1,000
Northland Region	11,500
Otago Region	29,800
Southland Region	11,350
Taranaki Region	29,200
Waikato Region	87,618
Wellington Region	81,500
West Coast Region	10,300
<b>Total</b>	<b>609,900</b>

Source: NZRB-commissioned IER Size and Scope Study of the NZ Racing Industry

*“Expenditure of \$650 million is generated annually by thoroughbred racing in New Zealand”*

SUMMER HOLIDAY RACING







TRAINING &  
DEVELOPMENT

# THOROUGHBRED RACING TRAINING & DEVELOPMENT ORGANISATION CHART



1 class of 3 hours per fortnight for all Apprentices – Apprentices (Levels 1-4)

\* Training delivered under a required statutory vehicle for receiving Government funding, the NZ Equine Education Trust (NZEET)

# TRAINING AND DEVELOPMENT PROVISION

## CURRENT THOROUGHBRED CODE EDUCATION AND TRAINING PROVISION

Apprentice Training (to Level 4)	Off-job training at 5 Regional Apprentice Schools (3 hours every fortnight at: Pukekohe, Cambridge, Awapuni, Riccarton, Christchurch and Wingatui (under Christchurch direction))
Racecourse Management	Off-job training through the NZ Sports Turf Institute (Level 4)
Racecourse Maintenance	NZ Equine Education Trust
Stable Management/Groom	Off-job training with Trainers (Level 4)
Breeding/Stud Groom	Off-job training with Stud Masters (Level 4)
Introductory Stable Practice	Two weeks full time

NORTHERN APPRENTICE SCHOOL



*“New Zealand requires  
a four-year apprenticeship”*



# TRAINING ENROLMENTS

## ENROLMENTS IN EQUINE COURSES

	2002	2003	2004	2005	2006	2007	2008
Apprentice Jockeys	79	73	74	62	65	66	69
Stable Grooms	6	8	10	16	21	14	15
Stable Managers	6	6	3	8	4	4	0
Stud Grooms	17	20	22	14	16	16	17
Farrier Trainees	9	10	13	9	14	15	16
Racecourse Maintenance / Management Trainees	15	16	17	17	8	9	9

APPRENTICE PRIZE-GIVING – FORMER TRAINER COLIN JILLINGS AND SAMANTHA SPRATT





# NEW ZEALAND CHAMPIONS



# MERCEDES THOROUGHBRED RACING AWARDS

## PREVIOUS WINNERS

AWARD	2008	2007	2006	2005	2004	2003	2002	2001	2000
Mercedes Horse of the Year	Seachange	Seachange	Xcellent	Xcellent	King's Chapel	Tit For Taat	Sunline	Sunline	Sunline
Mercedes Champion Two Year Old	Il Quello Veloce	Nightlign	Jokers Wild	Darci Brahma	Keeninsky	Maroofity	Grout	Flying Babe	Spring Rain
Mercedes Champion Three Year Old	Alamosa	Princess Coup	Darci Brahma	Xcellent	King's Chapel	The Jewel	Leica Guv	Tit for Taat	Buzz Lightyear
Mercedes Champion Sprinter/Miler	Seachange	Darci Brahma	Gee I Jane	Calveen	King's Chapel	Tit For Taat	Sunline	Sunline	Sunline
Mercedes Champion Stayer	Princess Coup	Pentathlon	Xcellent	Zabeat	Upsetthym	Honor Babe	Ethereal	Smiling Like	Second Coming
Mercedes Champion WFA Performer	-	-	Xcellent	Balmuse & St Reims	Lashed	Tit For Taat	Sunline	Sunline	Sunline
Mercedes Champion Middle Distance Horse	Princess Coup	Sir Slick							
Mercedes Champion Jumper	Hypnotize	Van Winkle	Just The Man	No Hero	Cuchulainn	Golden Flare	St Steven	Rand	Royal Ways
NZ Bloodstock Filly of the Year	Insouciant	Princess Coup	Shikoba	Justa Tad	Taatletail	Bramble Rose	Vapour Trail	Singalong	Sarwatch

AWARD	1999	1998	1997	1996	1995	1994	1993	1992	1991
Horse of the Year	Sunline	Tycoon Lil	O'Reilly	Our Maizcay	Rough Habit	The Phantom	Veandercross	Rough Habit	Surfers Paradise
Champion Two Year Old	One Under	Alf	Thriller	1st=Batavian & Lodore Magic	Our Maizcay	Moonshine	Tristalove	Roy's Boy	Prince of Praise
Champion Three Year Old	Sunline	Tycoon Lil	Great Command	Our Maizcay	Avedon	Snap	The Phantom Chance	Veandercross	Surfers Paradise
Champion Sprinter/Miler	Sunline	Coogee Walk	O'Reilly	Loader	Lord Tridan	Lord Tridan	Calm Harbour	Vain Sovereign	Mr Tiz
Champion Stayer	Jezabeel	Aerosmith	Sapio	Senator	Ed	Miltak	Veandercross	Castletown	Castletown
Champion WFA Performer	Champagne	Fayreform	Pakaraka Star	Star Dancer	Solvit	The Phantom	Veandercross	Rough Habit	Rough Habit
Mercedes Champion Middle Distance Horse	-	-	-	-	-	-	-	-	-
Champion Jumper	Kildary King	Our Jonty	Sydney Jones	Hadfield	Lord Zirito	Tawhiti Road	Sir Barton	Sounds Fair	Noble Heritage
NZ Bloodstock Filly of the Year	Savannah Success	Tycoon Lil	Tartan Belle	Alacrity	Tartan Tights	Snap	Lady Agnes / Nimue	Staring	Let's Sgor/ Plume

# MERCEDES THOROUGHBRED RACING AWARDS

## PREVIOUS WINNERS

AWARD	2008	2007	2006	2005	2004	2003	2002	2001
Dewar Stallion of the Year	O'Reilly	Zabeel	Zabeel	Zabeel	Zabeel	Zabeel	Zabeel	Zabeel
Grosvenor Stallion of the Year	O'Reilly	Volksraad	Volksraad	Volksraad	Volksraad	Volksraad	Volksraad	Zabeel
Mercedes Broodmare of the Year	Just Cruising (Aus)	River Century	Flying Floozie	Flying Floozie	Flying Floozie	The Grin	Songline	Songline
Mercedes Breeder of the Year	Scott Williams	Garry Chittick	Garry Chittick	Garry Chittick	Sir Patrick & Lady Hogan	Fayette Park Stud Ltd	Peter & Phillip Vela	Windsor Park
Mercedes Outstanding Jockey of the Year	Michael Walker	Opie Bosson	Lisa Cropp	Not awarded	Leith Innes	Lance O'Sullivan	Lance O'Sullivan	Michael Walker
Mercedes Jumps Jockey of the Year	Isaac Lupton	Tommy Hazlett	Jonathan Riddell	Jonathan Riddell	Michelle Hopkins	Jonathan Riddell	Clayton Chipperfield	Michelle Hopkins
McBeath Leading Apprentice	James McDonald	Troy Harris	Kelly Myers	Matt Cameron	Michael Walker	Michael Walker	Michael Walker	Michael Walker
Dunstan Trainer of the Year	Michael Pitman	Mark Walker	Mark Walker	Graeme Rogerson & Stephen Autridge	Mark Walker	Paul O'Sullivan	1st = Graeme Rogerson & Stephen Autridge and Sheila Laxon	Graeme Rogerson & Keith Hawtin
Mercedes Outstanding Journalist (Bergin Trophy)	Media Award David McCarthy	Media Award Aidan Rodley	Media Award Dennis Ryan	Media Award Luke Radich	Media Award Barry Lichter	Barry Lichter	Phillip Quay	Tim Barton
Mercedes Outstanding Broadcaster of the Year						Andre Neill	Andre Neill	Adrian Clark
Mercedes Owner of the Year	Karreman Bloodstock	Karreman Bloodstock – Dick Karreman	Mrs Ann & The Estate of the Late Ken Browne	Rudy Liefiting	Sir Patrick & Lady Hogan	R I & Est Late W D Scott	Peter & Phillip Vela	Gerard Peterson
Mercedes Award for Outstanding Contribution in Racing Excellence	Herbie Dyke	Sam Kelt	Garry Chittick	Graeme Rogerson	Alan & Linda Jones	Jack O'Donnell	Ray Coupland	Noel Eales
Mercedes People's Choice Award	Seachange	Sir Slick	–	–	–	–	–	–

*“Sunline captured the Horse of the Year title a record four times, as a three-year-old, four-year-old, five-year-old and six-year-old; and a total of twelve titles, including Champion Three-Year-Old, Champion Sprinter/Miler and Champion Weight-For-Age Performer”*

2000 NOW MERCEDES	1999	1998	1997	1996	1995	1994	1993	1992	1991
Zabeel	Zabeel	Zabeel	Zabeel	Zabeel	Dahar	Sir Tristram	Centine	Nassipour	Star Way
Zabeel	Zabeel	Zabeel	Famous Star	Kingdom Bay	Famous Star	Kingdom Bay	Noble Bijou	Straight Strike	Crested Wave
Songline	Benediction	Benediction	Eight Carat	Eight Carat	Eight Carat	The Fantasy	Lavender	Sharon Jane	Pherozy Fancy
Peter & Philip Vela	Susan Archer & Michael Martin	Windsor Park	Patrick & Justine Hogan	Patrick & Justine Hogan	Patrick & Justine Hogan	Dennis Brothers	Garry Chittick	Highview Stud	Jeanette Broome
Michael Walker	Darryl Bradley	Opie Bosson	Lance O'Sullivan	Chris Johnson	Jim Collett	Lance O'Sullivan	Lance O'Sullivan	Lance O'Sullivan	Lance O'Sullivan
-	-	-	-	-	-	-	-	-	-
Michael Walker	Opie Bosson	Opie Bosson	Opie Bosson	Mark Sweeney	Sarah Campbell	Lee Rutherford	-	-	-
Graeme Rogerson & Keith Hawtin	Stephen & Trevor McKee	Dave & Paul O'Sullivan	Roger James & Lance Noble	Mike Moroney	John Wheeler	Dave & Paul O'Sullivan	Noel Eales/ John Wheeler	Dave & Paul O'Sullivan	Noel Eales
Dave Bradford	Tim Barton	Phillip Quay	Phillip Quay	Phillip Quay	Phillip Quay	Barry Lichter	Barry Lichter	Barry Lichter	Tim Barton
Tony Lee	Adrian Clark	Tony Lee	Tony Lee	Tony Lee	Sheldon Murtha	Adrian Clark	George Simon	Reon Murtha	-
Terry Jarvis	Trevor McKee	Peter Walker	Ken & Ann Browne	Tom Burn, Alan Fraser, Graham Mander, Ron Rosenberg	Ken & Ann Browne	Trevor McKee	Chris Turner	Chris Turner	Barney McCahill
Peter & Philip Vela	Colin Jillings	Dave O'Sullivan	Lance O'Sullivan	Sir Tristram	John Wheeler	The O'Sullivan Family	Brian Anderton	Ken & Ann Browne	Patrick Hogan
-	-	-	-	-	-	-	-	-	-





# LEADING NEW ZEALAND HORSES OF ALL TIME (TO 31 JULY 2008)

## BY WINS (WON IN NEW ZEALAND)

HORSE	WINS
Grey Way (NZ) 1970	50
A Gordon For Me (NZ) 1987	26
Covered n' Grey (NZ) 1990	24
Catering King (NZ) 1982	23
Ocean Guard (NZ) 1979	23
Sweeney Todd (NZ) 1974	22
Lord Zirito (NZ) 1982	21
Commissionaire (NZ) 1977	21
Chibuku (NZ) 1981	20
Mickey's Town (NZ) 1983	20
Pinnacle (NZ) 1988	20
Vincere (NZ) 1977	20
St James (NZ) 1984	19
Sir Slick (NZ) 2001	19
Zelazny (NZ) 1980	19
Decoy Lad (NZ) 1984	19
Count Claudio (NZ) 1981	18
Bymai (NZ) 1974	18
Cappiemore (NZ) 1979	18
Axeman (NZ) 1976	18
Goliath (NZ) 1984	18
Van Winkle (NZ) 1996	18
The Red Express (NZ) 1993	18
Zamarino (NZ) 1979	18
Fun On The Run (NZ) 1985	18
Tawhiti Road (NZ) 1985	18
Sir James (NZ) 1988	18
The Blazer (NZ) 1990	18
Black Ace (NZ) 1991	18

## BY STAKE (WON IN NEW ZEALAND)

HORSE	STAKE
Horlicks (NZ) 1983	\$1,708,270
Princess Coup (AUS) 2003	\$1,652,150
Sir Slick (NZ) 2001	\$1,384,400
Castletown (NZ) 1986	\$1,377,555
Seachange (NZ) 2002	\$1,240,250
Xcellent (NZ) 2001	\$1,234,875
Balmuse (NZ) 1999	\$1,049,300
Wahid (NZ) 2002	\$1,046,560
Prize Lady (NZ) 2001	\$940,375
Distinctly Secret (NZ) 1998	\$934,927
Regal City (NZ) 1984	\$868,415
Legs (NZ) 2002	\$859,275
King's Chapel (AUS) 2000	\$741,360
Mickey's Town (NZ) 1983	\$737,975
Alamosa (NZ) 2004	\$719,875
Phillipa Rush (NZ) 1986	\$708,950
Darci Brahma (NZ) 2002	\$706,500
Hail (NZ) 1997	\$704,112
Flying Luskin (AUS) 1984	\$693,099
Avedon (NZ) 1991	\$687,025
Bonecrusher (NZ) 1982	\$677,475
All In Fun (NZ) 1989	\$673,735
St Reims (NZ) 1999	\$673,250
Tit For Taat (NZ) 1997	\$653,225
Cinder Bella (NZ) 1995	\$646,150
Vincent Mangano (NZ) 2005	\$636,940
Rua Rukuna (NZ) 1988	\$620,775
Play On (NZ) 1987	\$608,095
Mr Tiz (AUS) 1984	\$605,460

## GROUP ONE WINNERS

GROUP 1 WINS	CAREER WINS	HORSE
16	36	<b>Tulloch (NZ) 1954.</b> C by Khorassan – Florida
13	32	<b>Sunline (NZ) 1995.</b> F by Desert Sun – Songline
11	29	<b>Rough Habit (NZ) 1986.</b> G by Roughcast – Certain Habit
10	14	<b>Octagonal (NZ) 1992.</b> C by Zabeel – Eight Carat
9	37	<b>Phar Lap (NZ) 1926.</b> G by Night Raid – Entreaty
9	18	<b>Bonecrusher (NZ) 1982.</b> G by Pag-Asa – Imitation
8	15	<b>Veandercross (NZ) 1988.</b> C by Crossways – Lavender
8	28	<b>Beau Vite (NZ) 1936.</b> C by Beau Pere – Dominant
8	33	<b>Carbine (NZ) 1885.</b> C by Musket – Mersey
8	20	<b>Super Impose (NZ) 1984.</b> G by Imposing – Pheroz Fancy
7	14	<b>Seachange (NZ) 2002.</b> F by Cape Cross – Just Cruising
7	24	<b>Rising Fast (NZ) 1949.</b> G by Alonzo – Faster
7	15	<b>Might and Power (NZ) 1993.</b> G by Zabeel – Benediction
7	28	<b>Lord (NZ) 1954.</b> C by Targui – Broadway
6	20	<b>Hyperno (NZ) 1973.</b> G by Rangong – Mikarla
6	24	<b>Nightmarch (NZ) 1925.</b> C by Night Raid – Marsa
6	13	<b>Belmura Lad (NZ) 1974.</b> C by Belmura – Fairaleana
6	32	<b>Redcraze (NZ) 1950.</b> C by Red Mars – Myarion
6	17	<b>Horlicks (NZ) 1983.</b> F by Three Legs – Malt
6	10	<b>Dulcify (NZ) 1975.</b> C by Decies – Sweet Candy
6	28	<b>High Caste (NZ) 1936.</b> C by Bulandshar – The Begum
6	12	<b>Slight Chance (NZ) 1989.</b> F by Centaine – Lady Aloof
6	16	<b>Castletown (NZ) 1986.</b> G by One Pound Sterling – Mona Curragh
6	14	<b>McGinty (NZ) 1979.</b> C by One Pound Sterling – Ernader
6	10	<b>Sovereign Red (NZ) 1977.</b> C by Sir Tristram – Taiona
6	10	<b>Vengeance of Rain (NZ) 2000.</b> G by Zabeel – Danelagh

*“Bought for 750 guineas at the 1956 Trentham Yearling Sale by Tommy Smith, Tulloch went on to win 36 of his 53 starts and a record £108,293 despite losing nearly two years of his career to a stomach illness which nearly killed him”*

# JOCKEYS WITH 2000+ WINS

## FIVE JOCKEYS HAVE RIDDEN 2000 WINS OR MORE IN NZ:

Lance O'Sullivan (2357)

Bill Skelton (2156)

David Peake (2093)

David Walsh (2052 to 31 July 2008 and currently riding)

Noel Harris (2001 to 31 July 2008 and currently riding)

# NEW ZEALAND BLOODSTOCK HALL OF FAME

## 2006 INDUCTEES:

BILL (W.J.) BROUGHTON  
CARBINE  
SIR GEORGE CLIFFORD  
GLOAMING  
SIR PATRICK HOGAN  
KINDERGARTEN  
RICHARD (Dick) JOHN MASON  
DAVE (D.J.) O'SULLIVAN  
LANCE O'SULLIVAN  
PHAR LAP  
BILL (W.D.) SKELTON  
BOB (R.J.) SKELTON  
GEORGE GATONBY STEAD  
SUNLINE

## 2008 INDUCTEES:

BALMERINO  
KEN BROWNE – MBE  
FOXBRIDGE  
DESERT GOLD  
HECTOR GRAY  
BILL (William) HAZLETT  
COLIN JILLINGS  
PETER KELLY  
MAINBRACE  
HENRY REDWOOD  
RISING FAST  
SIR TRISTRAM  
TULLOCH

---

THE FACT BOOK

PHOTOS: TRISH DUNELL, JENI BASSETT (EQUINE ATTITUDE), RACE IMAGES (PALMERSTON NORTH LTD), RACE IMAGES (KENTON WRIGHT), CHRIS COAD, NZRB

DESIGN: BITE DESIGN

PRINTING: PRINTLINK

# Te Akau Racing Stables

[www.teakaustud.co.nz](http://www.teakaustud.co.nz)

## Classic races won by David Ellis & Te Akau Racing Stables:

Grp 1 NZ 2000 Guineas (x2)  
Grp 1 Queensland Oaks  
Grp 1 Otaki WFA (x2)  
Grp 1 QTC TJ Smith Stakes  
Grp 1 HBJC Kelt Capital Stakes (x3)  
Grp 1 AJC Metropolitan Hcp  
Grp 1 WRC Waikato Draught Sprint  
Grp 1 WRC Telegraph Hcp (x2)  
Grp 1 WRC NZ Oaks  
Grp 1 CJC NZ 1000 Guineas  
Grp 1 MRC Sires' Produce (x2)  
Grp 1 ARC Diamond Stakes  
Grp 1 ARC Easter Hcp  
Grp 1 ARC Zabeel Classic  
Grp 1 WRC Thordon Mile  
Grp 1 NZB Breeders' Stakes (x2)  
Grp 1 ARC Auckland Cup  
Grp 1 Stoney Bridge Stakes  
Grp 2 ARC Lindauer Guineas  
Grp 2 AJC Avondale Guineas  
Grp 2 QTC Grand Prix Stakes (x2)  
Grp 2 MRC Awapuni Gold Cup (x2)  
Grp 2 ARC Lion Stakes  
Grp 2 TJC Japan Trophy Race (x2)  
Grp 2 WRC Wellington Guineas  
Grp 2 ARC Eight Carat Stakes (x2)  
Grp 2 ARC Royal Stakes  
Grp 2 WRC Wakefield Stakes (x2)  
Grp 2 AJC Apollo Stakes

Grp 2 MRC Matamata Breeders' Stakes (x2)  
Grp 2 MRC Eulogy Stakes (x2)  
Grp 2 ARC Grosvenor Championship Stakes  
Grp 2 CJC Travis Stakes  
Grp 2 ARC Great Northern Guineas

Grp 2 HBJC Hawkes Bay Guineas  
Grp 2 WRC Sir Tristram Fillies' Classic  
Grp 2 ARC City of Auckland Cup  
Grp 2 AJC Australian St Ledger Stakes  
Grp 2 VRC St George Stakes

## Other major Te Akau Group & Listed race wins include:

Grp 3 WRC Desert Gold Stakes  
Grp 3 MRC Lowland Stakes  
Grp 3 WRC Noble Heights Stakes  
Grp 3 ARC Eclipse Stakes  
Grp 3 QTC Moet Labour Day Cup  
Grp 3 AJC Chairman's Hcp  
Grp 3 QTC Chairman's Hcp  
Grp 3 TRC Ford 2YO Classic (x2)  
ARC Ray Coupland Stakes (x3)  
ARC NZ Derby Trial (x3)  
WRC Fairview Ford Stakes (x3)  
MJC Marton Cup  
TJC Mason Appliances Stakes (x3)  
WRC Wellesley Stakes  
CJC Ken Lane International Stakes  
Otaki Ryder Stakes  
AJC Wrightson Bloodstock Stakes  
WJC Carters-Gib Stakes  
NCJC Canterbury Stakes (x2)  
MRC Manawatu Auto Cup  
CJC Cambridge Breeders' Stakes  
QTC Rough Habit Stakes  
GCTC Gold Coast Guineas  
AJC Craven Stakes  
GCTC Gold Coast Bracelet  
2nd Grp 1 VRC Melbourne Cup  
WRC NZ Bloodstock Classique  
MRC Fairview Ford Slipper (x2)

## MARK WALKER

**2003-04** NZ Champion Trainer & NZ Trainers' Premiership Winner  
**2005-06** NZ Champion Trainer & joint NZ Trainers' Premiership Winner  
**2006-07** NZ Champion Trainer & NZ Trainers' Premiership Winner  
**2007-08** 2nd NZ Trainers' Premiership



MARK WALKER

Mark Walker, Te Akau Racing Stables, Hinuera Road, RD3 Matamata, New Zealand  
TEL: +64 (7) 888 9187 MOBILE: +64 (27) 4404 141 FAX: +64 (7) 888 9287 EMAIL: [mark@teakaustud.co.nz](mailto:mark@teakaustud.co.nz)

Te Akau Stud & Racing Stables





